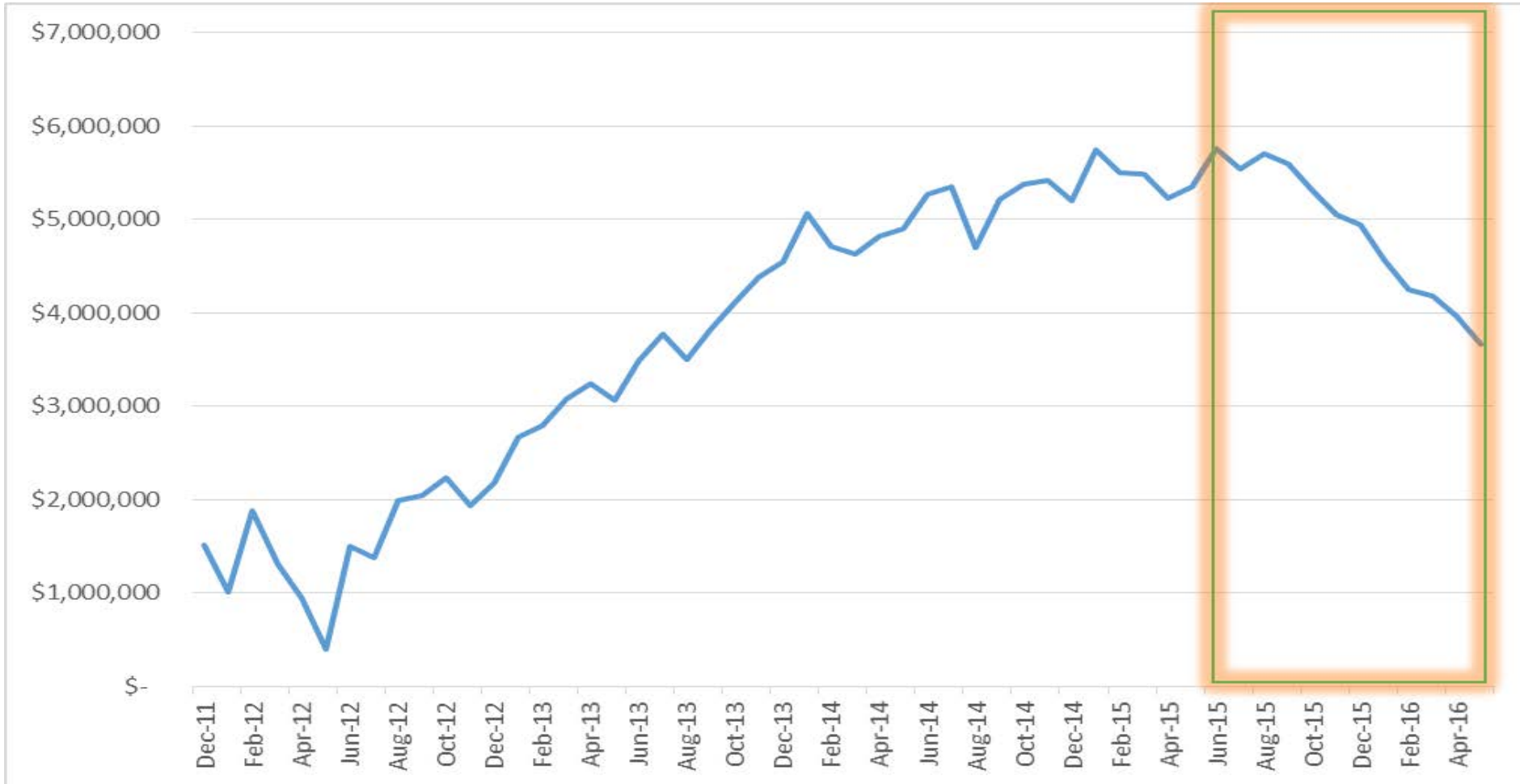


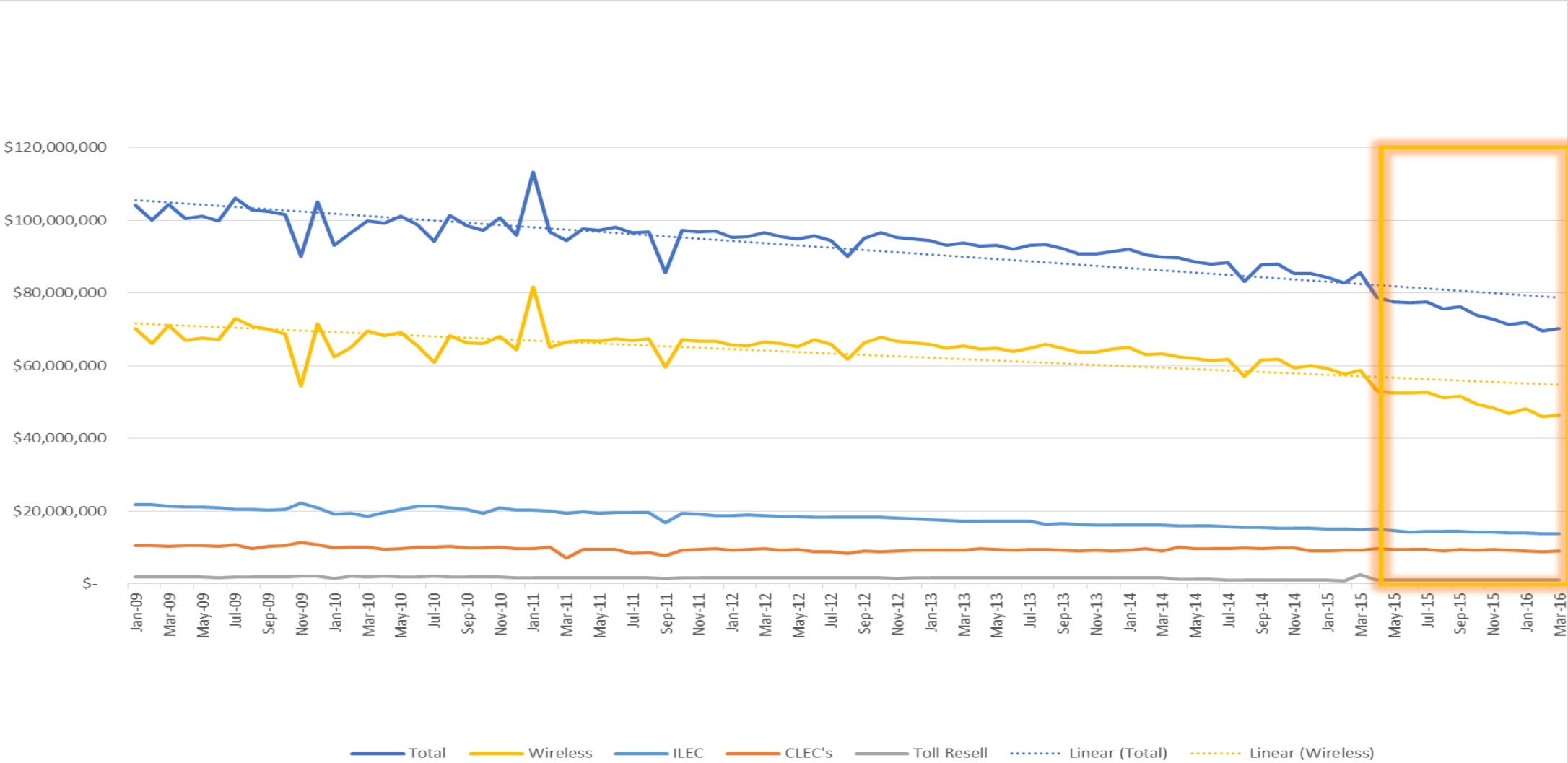
Division of Public Utilities
Technical Conference Presentation
Utah Universal Service Fund Surcharge
16-R360-02

June 21, 2016

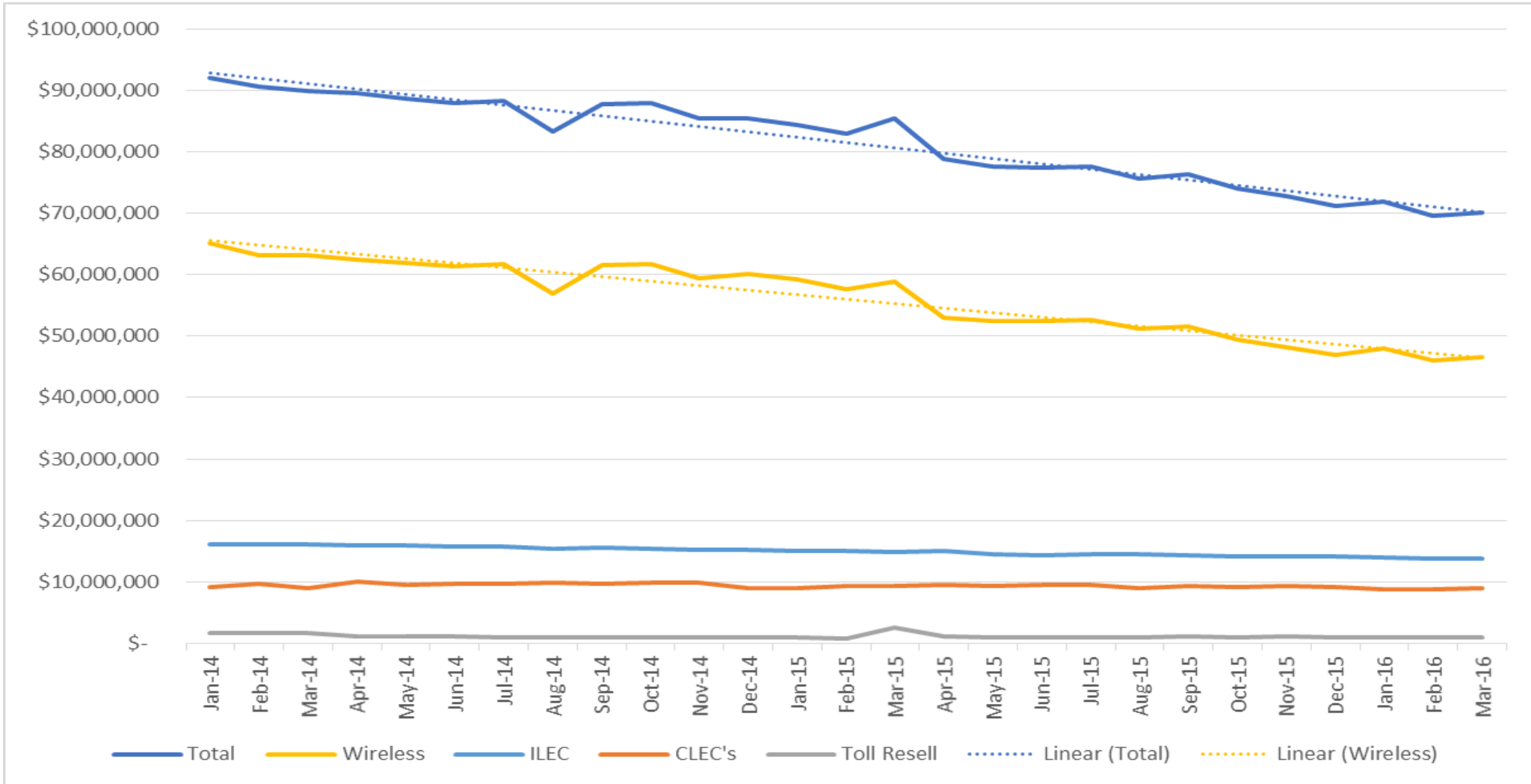
Utah USF Balance



Utah USF Monthly Revenue Base



Utah USF Monthly Revenue Base



Utah USF Average Monthly Reported Revenue

Year	ILEC	CLEC's	Toll Resell	Wireless	Total
2012	\$ 18,370,401	\$ 9,070,735	\$ 1,634,346	\$ 65,909,723	\$ 94,985,204
2013	\$ 16,908,609	\$ 9,280,476	\$ 1,629,110	\$ 64,759,863	\$ 92,578,059
2014	\$ 15,714,747	\$ 9,588,654	\$ 1,203,043	\$ 61,540,073	\$ 88,046,517
2015	\$ 14,532,097	\$ 9,309,251	\$ 1,161,277	\$ 52,814,265	\$ 77,816,890
2016 (YTD)	\$ 13,858,993	\$ 8,861,936	\$ 924,070	\$ 46,858,464	\$ 70,503,463

Utah USF Annual Contributions Received

Year	ILEC	CLEC's	Toll Resell	Wireless	Total
2012	\$ 2,209,689	\$ 1,093,011	\$ 192,630	\$ 7,872,108	\$ 11,367,438
2013	\$ 2,064,705	\$ 1,102,673	\$ 193,219	\$ 7,791,533	\$ 11,152,130
2014	\$ 1,899,032	\$ 1,106,181	\$ 145,256	\$ 7,177,393	\$ 10,327,862
2015	\$ 1,777,069	\$ 1,173,673	\$ 131,025	\$ 6,819,472	\$ 9,901,240
2016 (f)	\$ 1,608,530	\$ 1,072,168	\$ 105,190	\$ 5,274,958	\$ 8,060,847

Utah USF per line/connection surcharge

Date	TRS Revenue Collected	Rate/Line	Calculated lines	0.32
Jul-14	\$ 56,994	0.02	2849701	\$ 911,904
Aug-14	\$ 57,596	0.02	2879801	\$ 921,536
Sep-14	\$ 57,024	0.02	2851218	\$ 912,390
Oct-14	\$ 57,821	0.02	2891050	\$ 925,136
Nov-14	\$ 56,654	0.02	2832714	\$ 906,469
Dec-14	\$ 59,080	0.02	2953997	\$ 945,279
Jan-15	\$ 57,485	0.02	2874267	\$ 919,765
Feb-15	\$ 53,487	0.02	2674341	\$ 855,789
Mar-15	\$ 57,733	0.02	2886646	\$ 923,727
Apr-15	\$ 58,628	0.02	2931406	\$ 938,050
May-15	\$ 58,444	0.02	2922208	\$ 935,106
Jun-15	\$ 58,687	0.02	2934373	\$ 938,999
Jul-15	\$ 59,554	0.02	2977700	\$ 952,864
Aug-15	\$ 58,292	0.02	2914600	\$ 932,672
Sep-15	\$ 58,619	0.02	2930950	\$ 937,904
Oct-15	\$ 58,894	0.02	2944700	\$ 942,304
Nov-15	\$ 58,067	0.02	2903350	\$ 929,072
Dec-15	\$ 59,002	0.02	2950100	\$ 944,032
Jan-16	\$ 57,815	0.02	2890750	\$ 925,040
Feb-16	\$ 57,879	0.02	2893950	\$ 926,064
Mar-16	\$ 58,624	0.02	2931200	\$ 937,984
Average			2896144	\$ 926,766