

Measures: Graphs and Comments

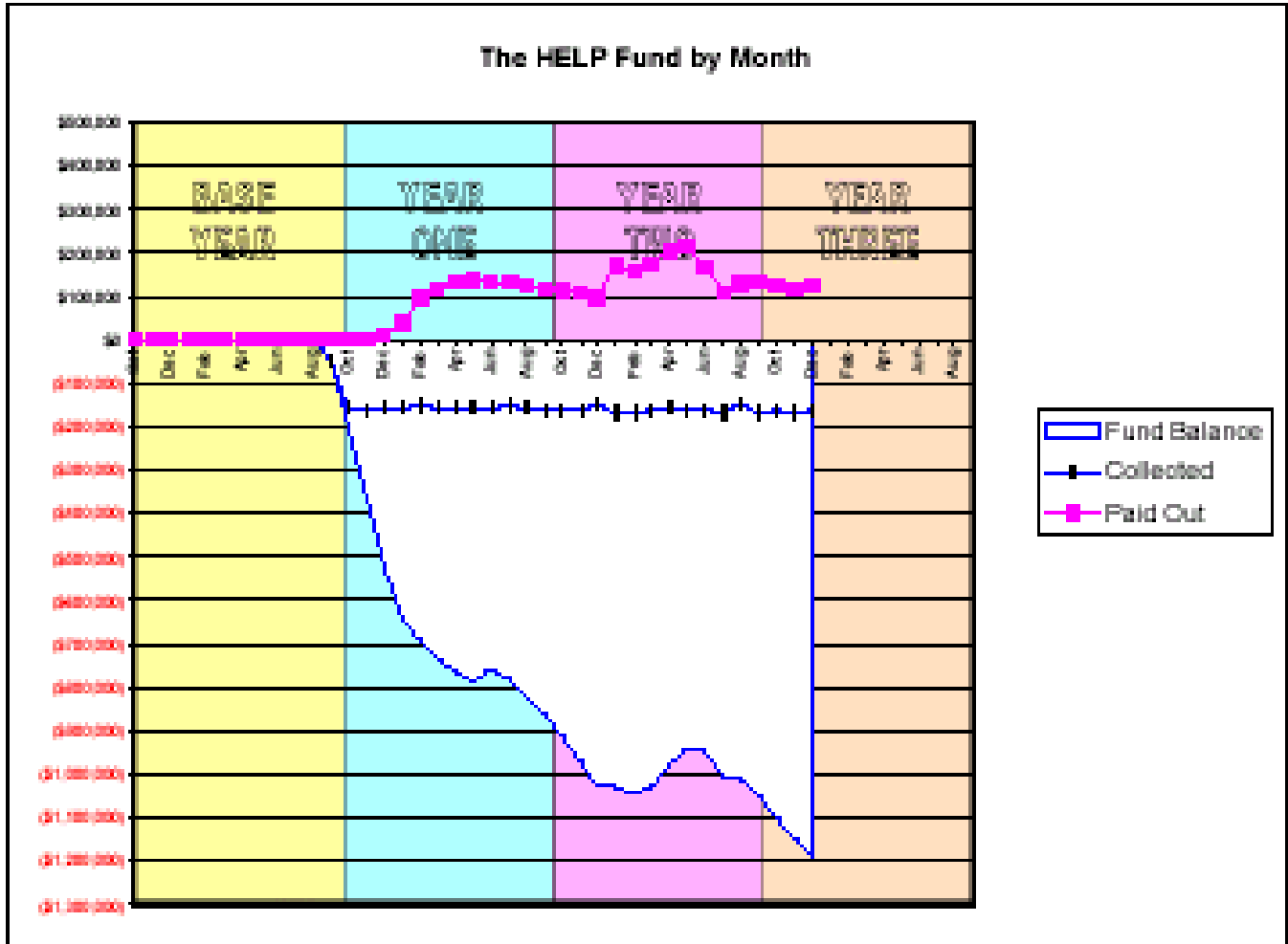
The graphs in this attachment were created by Light and Truth. The data comes from the quarterly reports provided by PacifiCorp. The comments come from Light and Truth's Memo to the Public Service Commission in April 2003.

The alphabetic letters in the table below refer to the identifying letters for each data item in PacifiCorp's quarterly reports

The comments on the separate graph pages attributed to other parties come from Light and Truth's Memo to the Public Service Commission in April 2003. Source references for these can be found in the footnotes in that Memo.

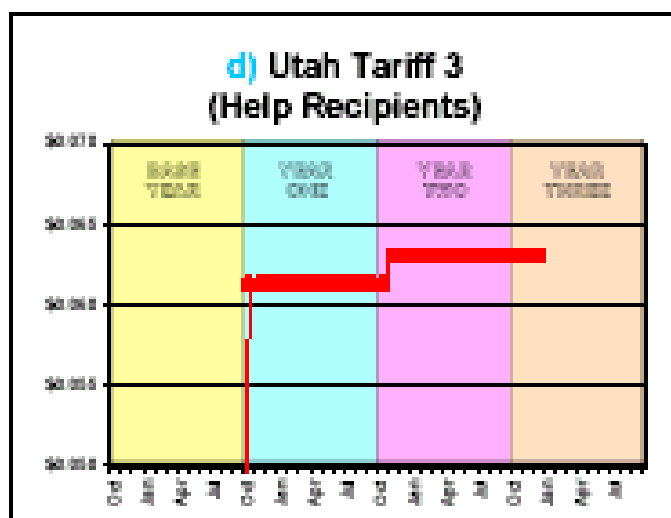
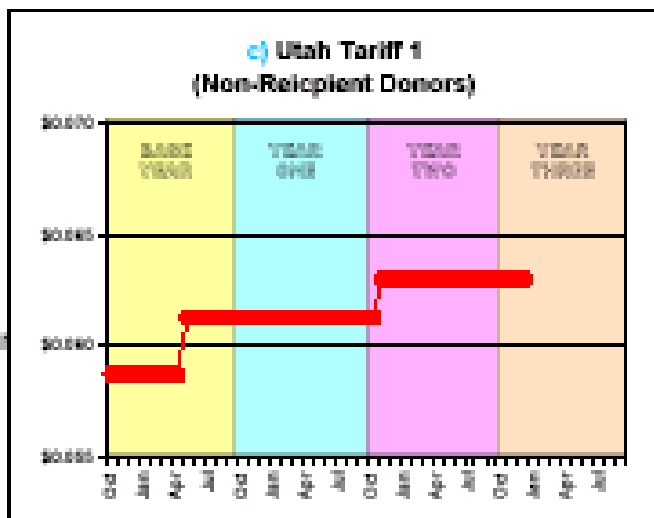
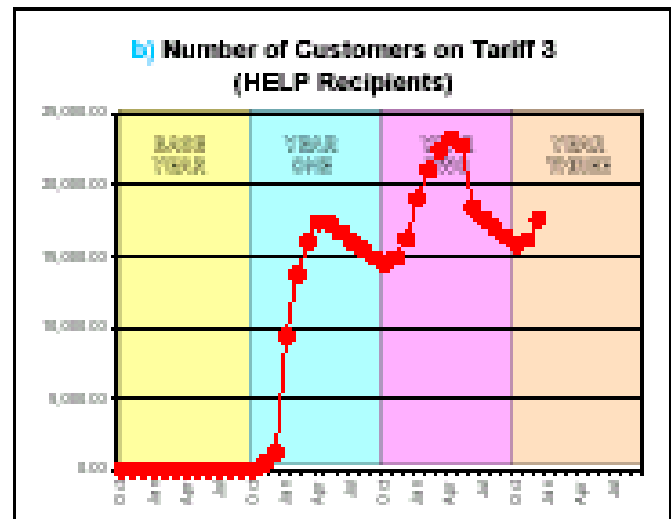
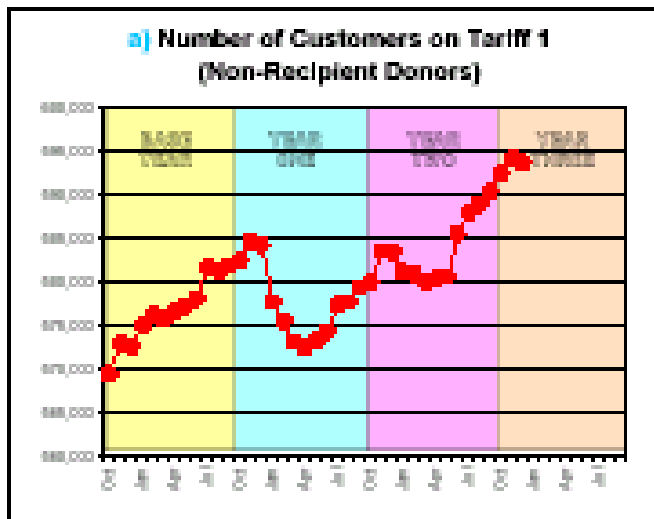
TABLE OF CONTENTS:

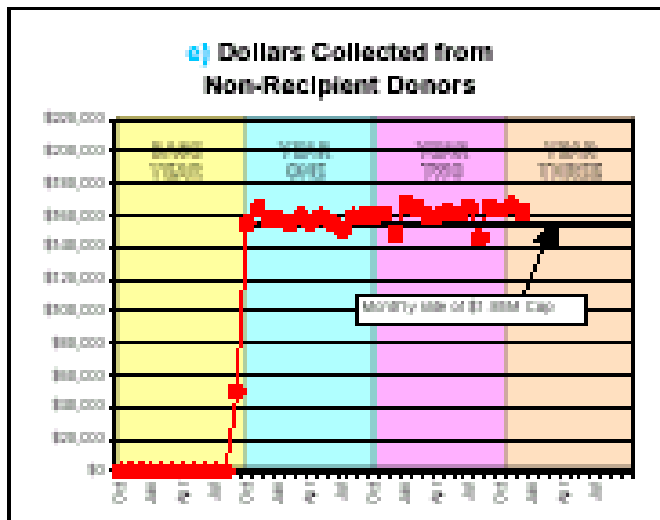
	Page		Page
The HELP Fund by Month	2	u T1 Reconnections #	8
a # Cust on Tariff 1	3	v T3 Reconnections #	8
b # Cust on Lifeline Tariff 3	3	w T1 to Collect Agencies \$	9
c Utah Tariff 1	3	x T3 to Collect Agencies \$	9
d Utah Tariff 3	3	y T1 to Collect Agencies #	9
e HELP surcharge \$	4	z T3 to Collect Agencies #	9
f HELP surcharge #	4	aa T1 Write-offs \$	10
g HELP paid out \$	4	bb T3 Write-offs \$	10
h HELP paid out #	4	cc T1 Write-offs #	10
i PC Admin \$	5	dd T3 Write-offs #	10
j DCED Admin \$	5	ee T1 Recoveries \$	11
k Fund Interest \$	5	ff T3 Recoveries \$	11
l Fund Balance \$	5	gg T1 Recoveries #	11
m T1 Arrearages \$	6	hh T3 Recoveries #	11
n T1 Arrearages #	6	ii T1 into Lend-a-Hand \$	12
o T3 Arrearages \$	6	jj T3 into Lend-a-Hand \$	12
p T3 Arrearages #	6	kk T1 into Lend-a-Hand #	12
q T1 Term Notices #	7	ll T3 into Lend-a-Hand #	12
r T3 Term Notices #	7	mm T1 out of Lend-a-Hand \$	12
s T1 Terminations #	7	nn T3 out of Lend-a-Hand \$	12
t T3 Terminations #	7	oo T1 out of Lend-a-Hand #	12
		pp T3 out of Lend-a-Hand #	12



Notes:

- "Paid Out" shows as a positive amount being given to recipients. (From Graph g)
- "Collected" shows as a negative amount being taken from donors. (From Graph e)
- "Fund Balance" shows as a negative amount to match the negative "Collected" amount taken from donors. (From Graph I)





September 1999 was the first month dollars were collected.

Standard: Benefit (Defined by the PSC)

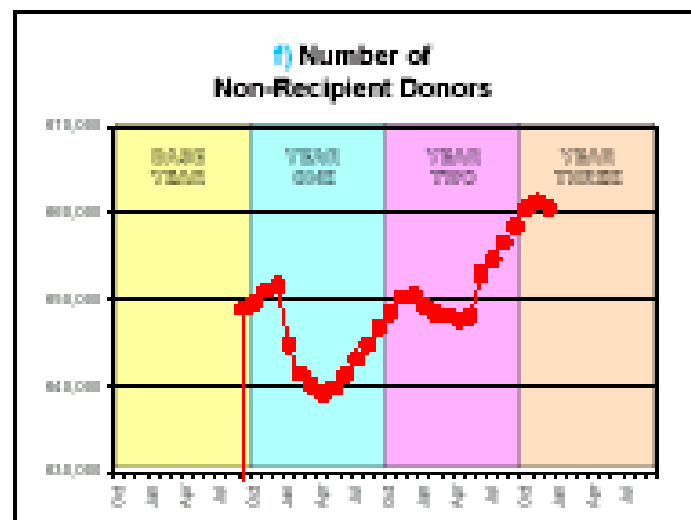
DPU: Not useful. (DPU combined the impact of this measure in the measure, Program Cap)

Beck: No benefit. Negative impact.

CCS: Should be report CCS: Should be reported

L&T: This measure relates to the second highest priority goal of the PSC. It should stand alone and not be combined with something else. No party has demonstrated any HELP benefits to ratepayers. There are no benefits in HELP to Ratepayer

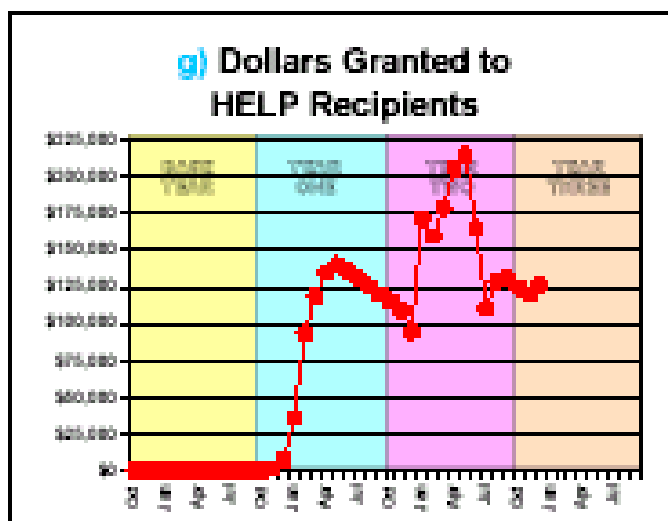
Evaluation: Fail



September 1999 was the first month dollars were collected. This

appears on the above charts in the Base Year.

No other data exists for the Base Year



Standard: Benefit (Defined by PSC)

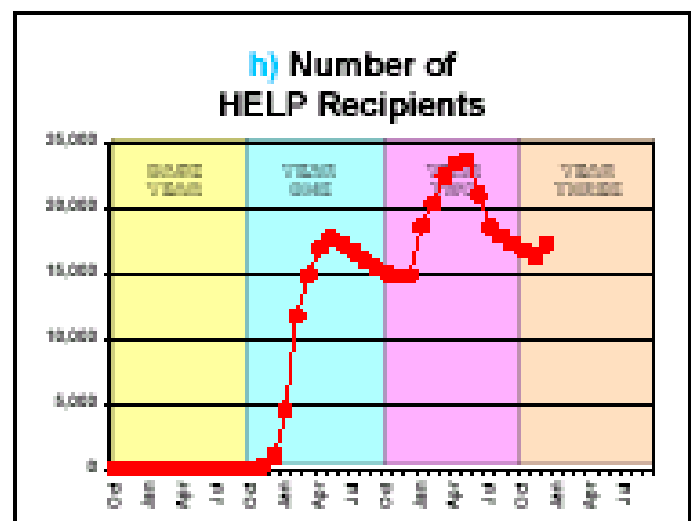
DPU: Not useful. (DPU combined the impact of this measure in the measure, Ending Account Balance)

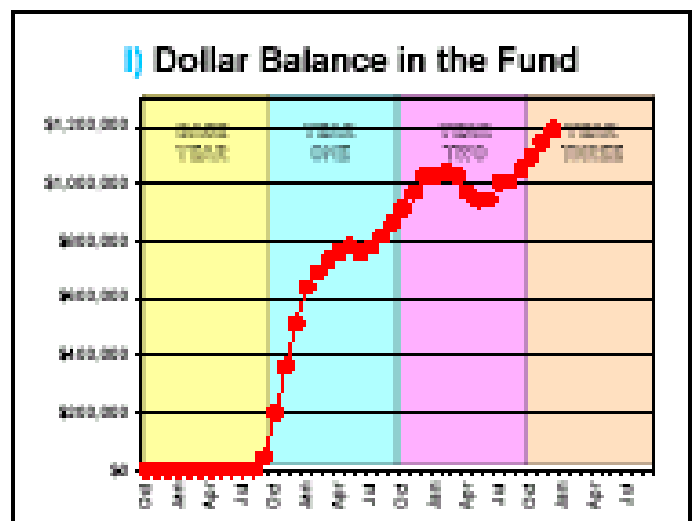
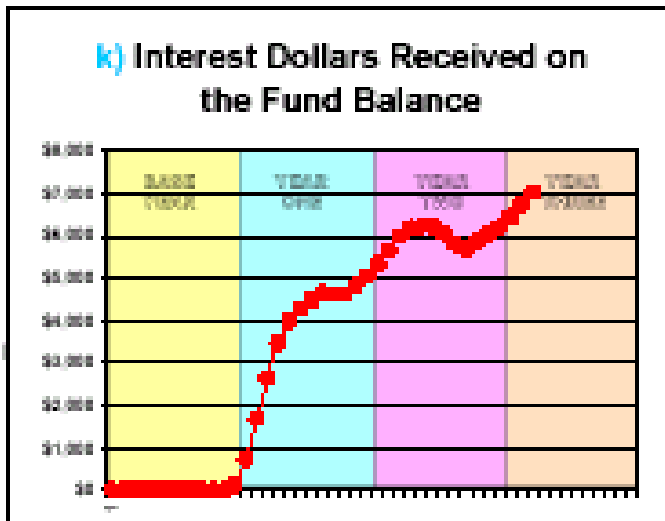
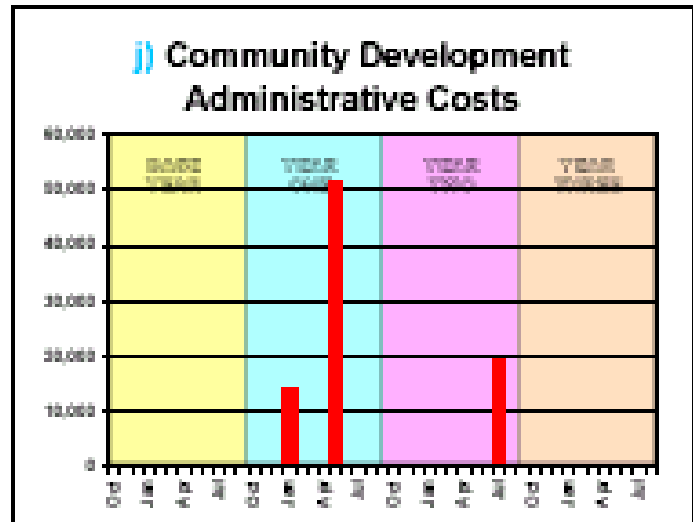
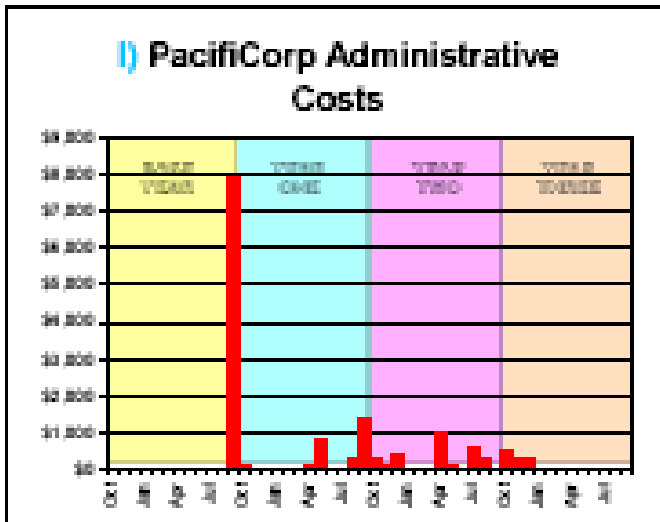
Beck: \$1,044,260 distributed in first year

CCS: Important

L&T: This measure relates to the highest priority goal of the PSC. It should stand alone and not be combined with something else.

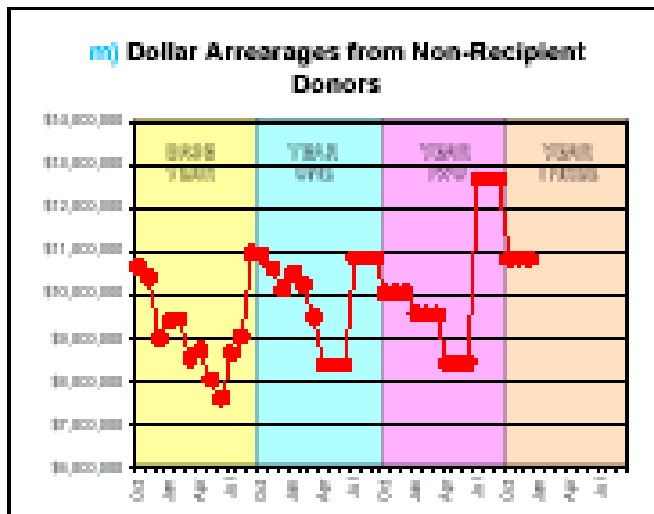
Evaluation: Success





September 1990 was the first month dollars were collected.
 The interest appears above in the Base Year.

Standard: 5% of \$1.85M
 DPU: Useful, not meets, No
 Beck: Failed standard
 CCS: recommend \$900,000 standard
 L&T: The DPU is right in its stating the importance and the failure in this measure but this measure should not include (and hide) the measure, Benefits to Recipients. Please also refer to the discussion in this document under SPECIFIC RESPONSES, Fund Balance.
 Evaluation: Fail



Quarterly data for Apr 2001 - Dec 2002 extrapolated from quarter-ending snapshots


Standard: Reduction (Defined by DPU)

DPU: Limited value, Inconclusive, Inconclusive

Beck: Flag only

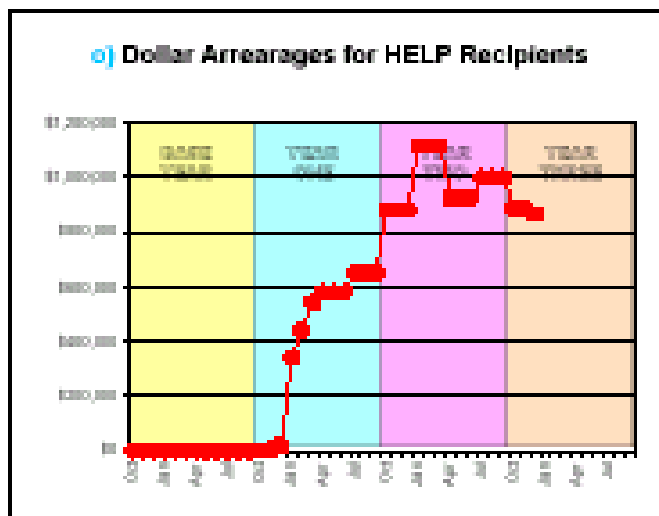
CCS: could be useful

L&T: Data not attributable. Info only



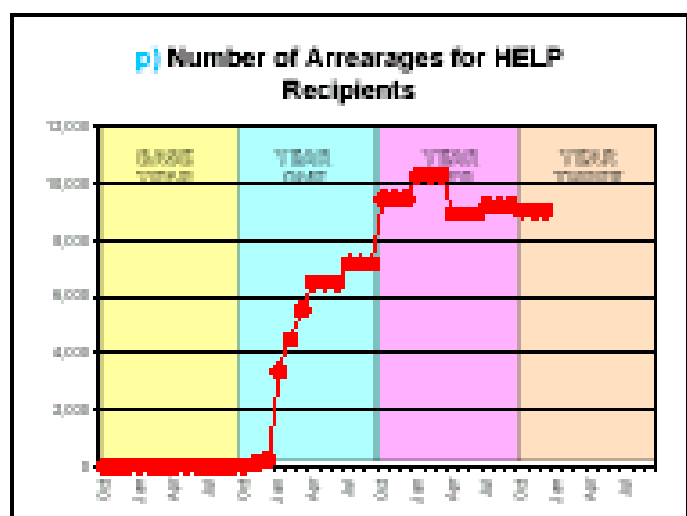
Quarterly data for Apr 2001 - Dec 2002 extrapolated from quarter-ending snapshots

(Refer to comments for Graph m)



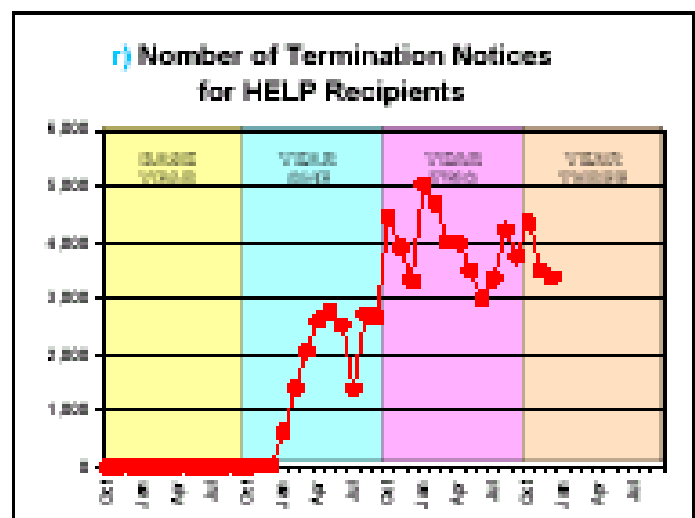
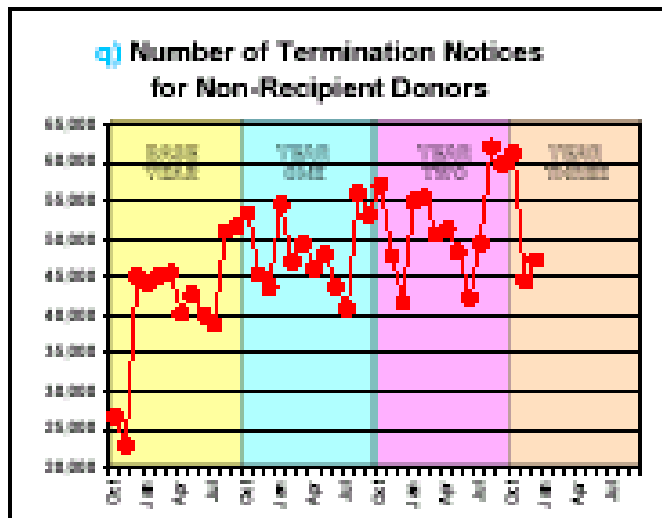
Quarterly data for Apr 2001 - Dec 2002 extrapolated from quarter-ending snapshots

(Refer to comments for Graph m)



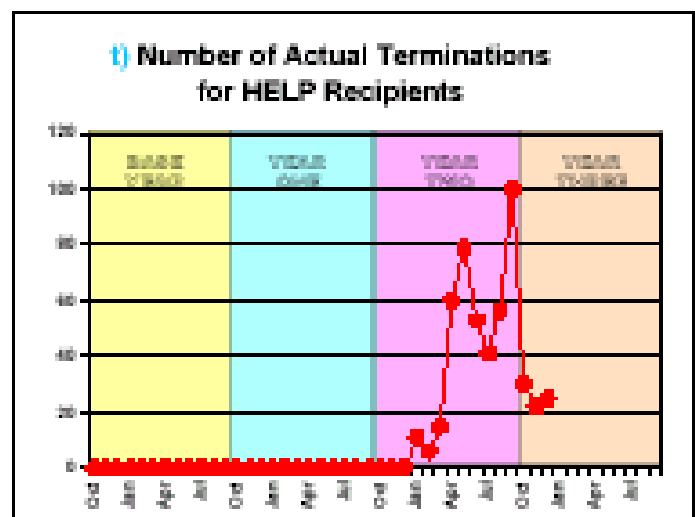
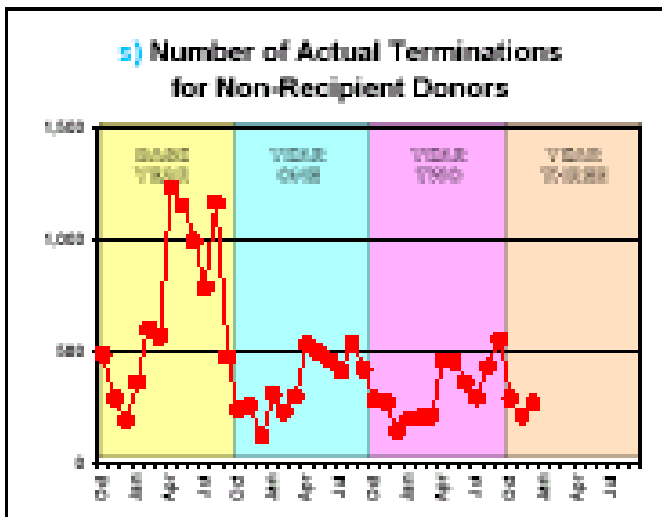
Quarterly data for Apr 2001 - Dec 2002 extrapolated from quarter-ending snapshots

(Refer to comments for Graph m)



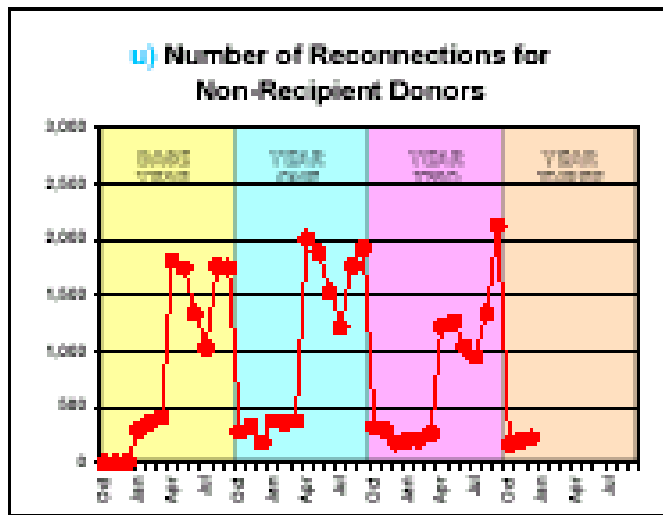
Standard: Reduction (Defined by DPU)
 DPU: Limited value, Inconclusive, Inconclusive
 Beck: Flag only
 CCS: keep track of info
 CAP: reduction
 L&T: Data not attributable. Info-only

(Refer to comments for Graph q)

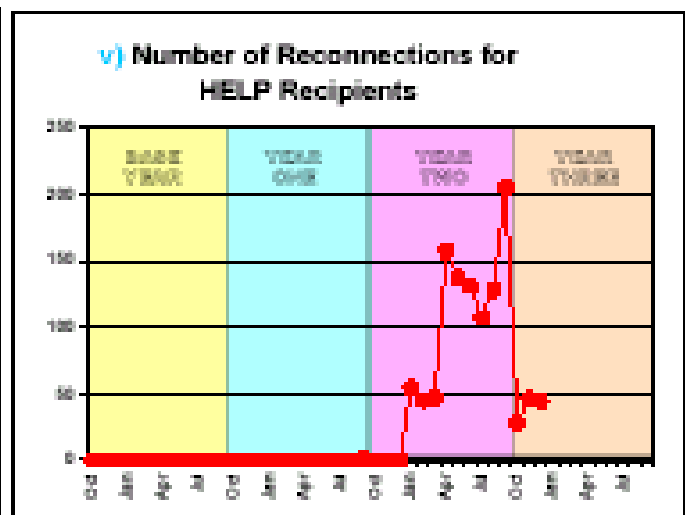


(Refer to comments for Graph q)

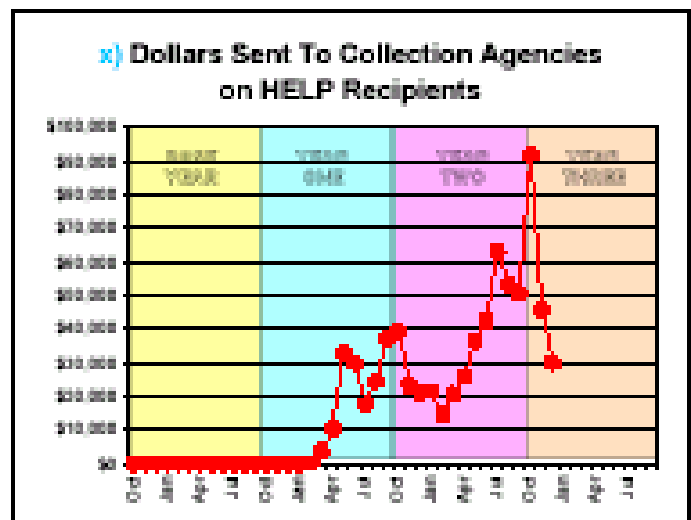
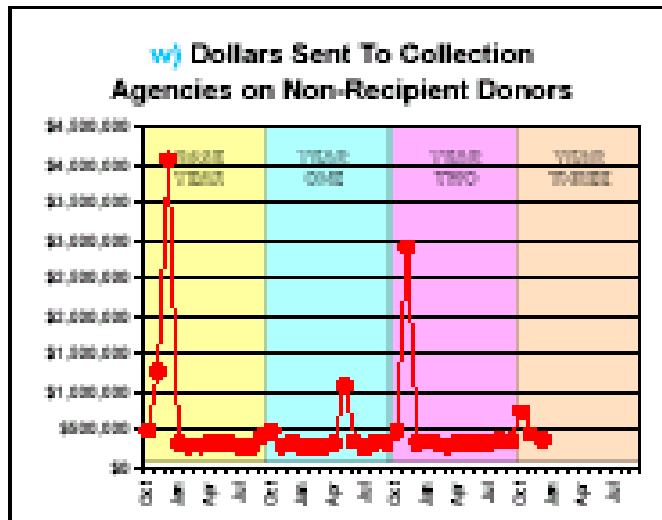
(Refer to comments for Graph q)



Standard: Reduction (Defined by DPU)
 DPU: Data not attributable
 Beck: Flag only
 CCS: keep track of info
 L&T: Data not attributable. Info only

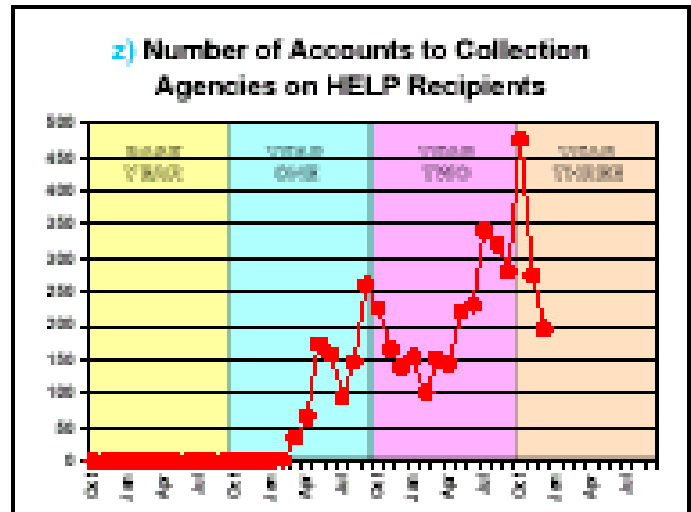
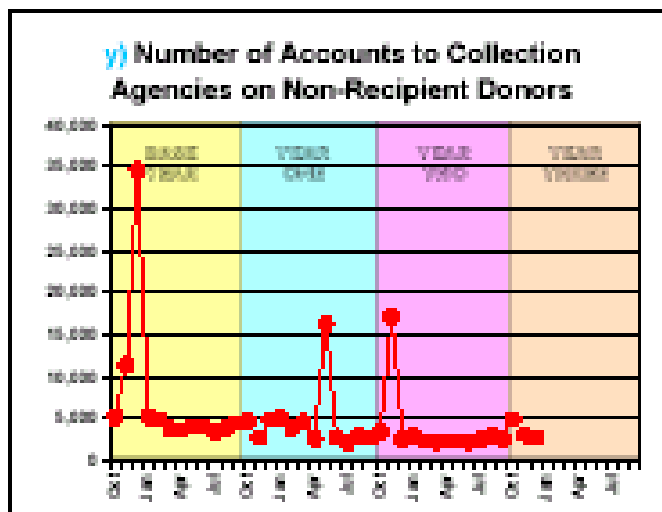


There was one reconnection in September 2001 (Year 1)
 which does not show well in the above chart.
 (Refer to comments for Graph u)



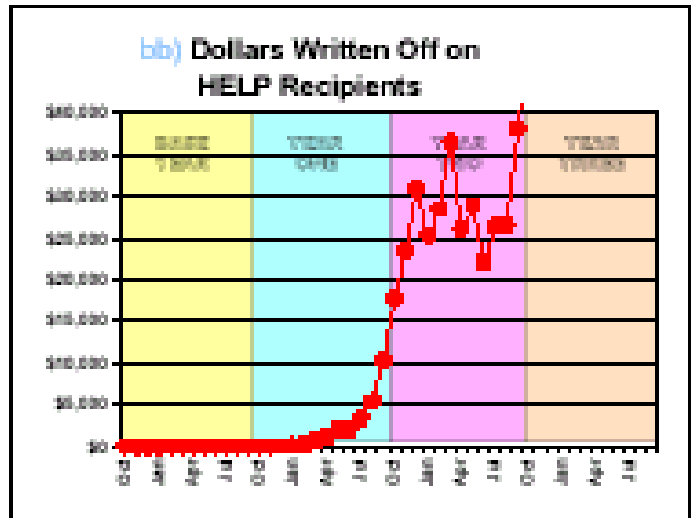
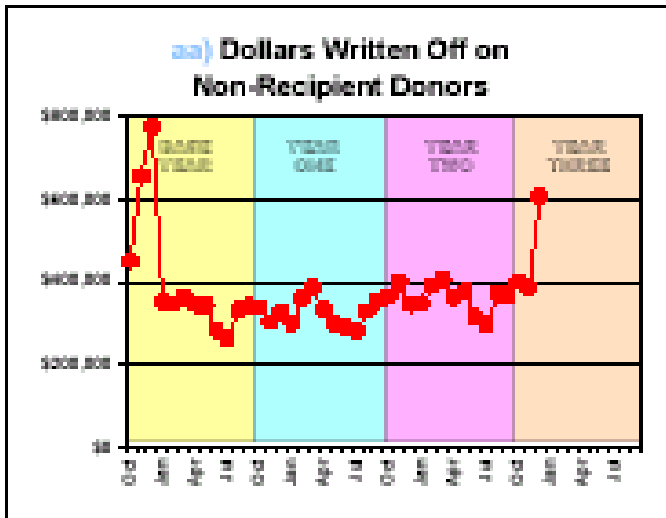
Standard: Reduction (Defined by DPU)
 DPU: Limited value, Inconclusive, Inconclusive
 Beck: Flag only
 CAP: reduction
 L&T: Data not attributable. Info only

(Refer to comments for Graph w)



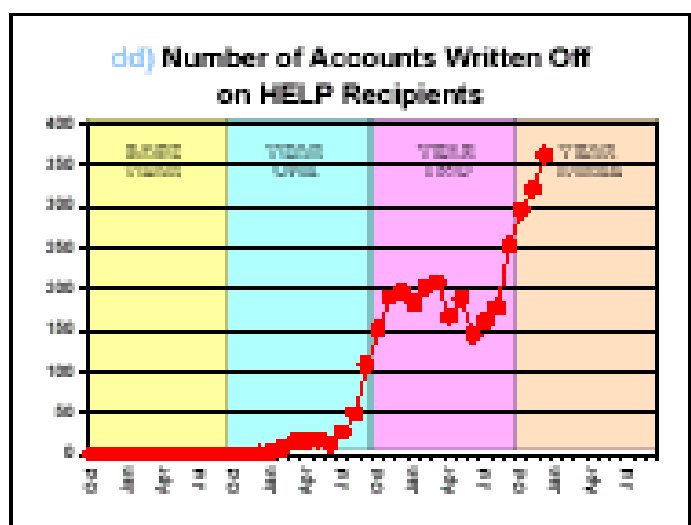
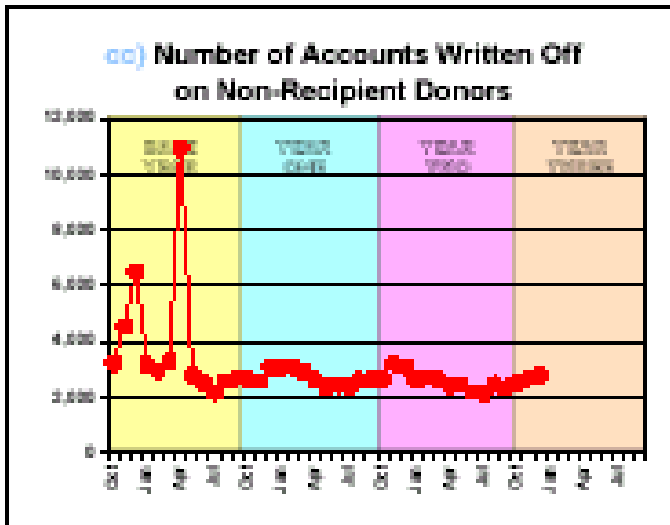
(Refer to comments for Graph w)

(Refer to comments for Graph w)



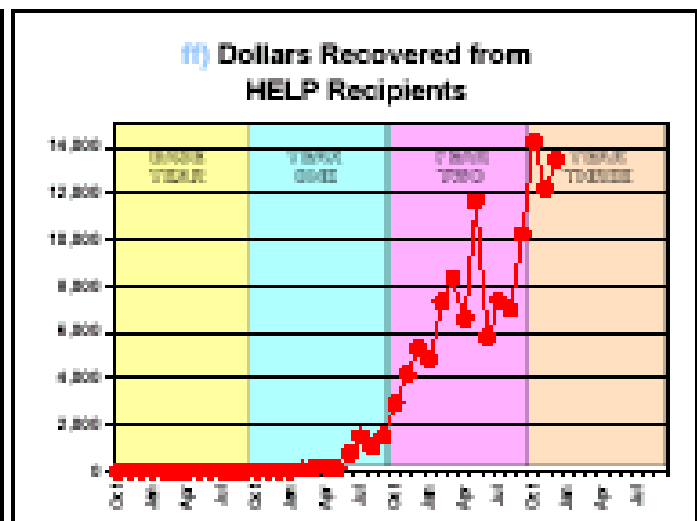
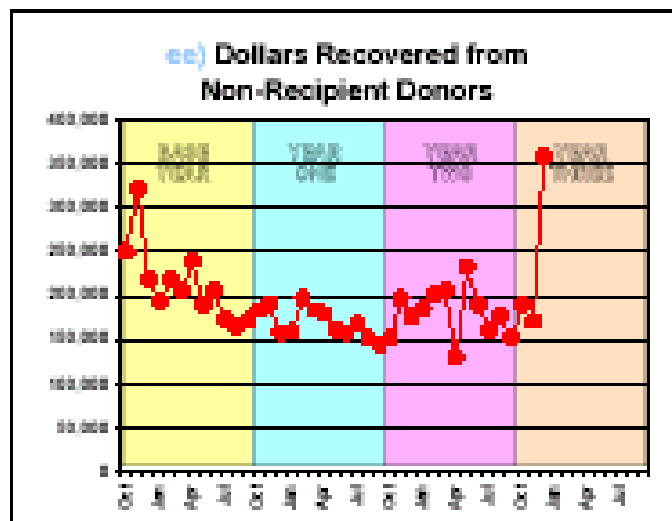
Standard: Reduction (Defined by DPU)
 DPU: Limited value, difficult, inconclusive
 Beck: Flag only
 CCS: keep track of info
 L&T: Data not attributable. Info only

(Refer to comments for Graph aa)



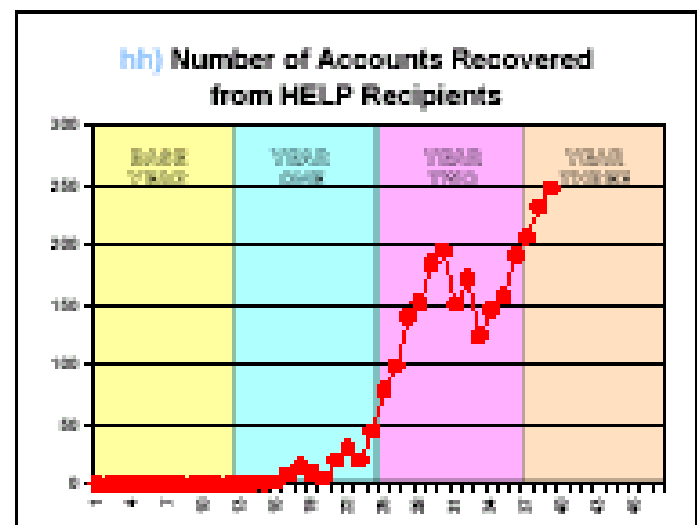
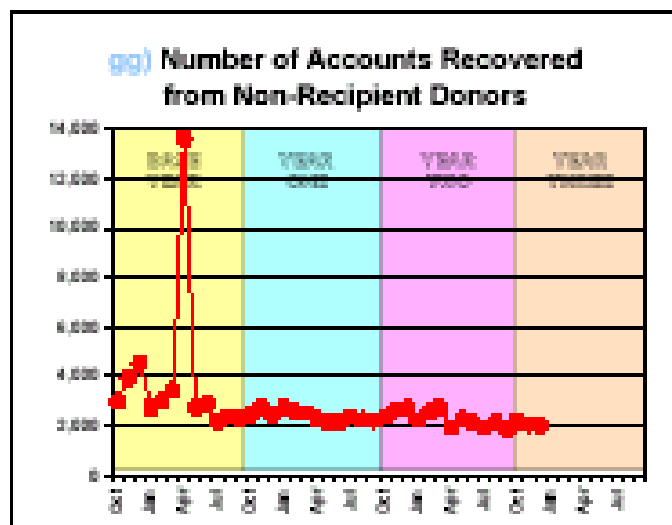
(Refer to comments for Graph aa)

(Refer to comments for Graph aa)



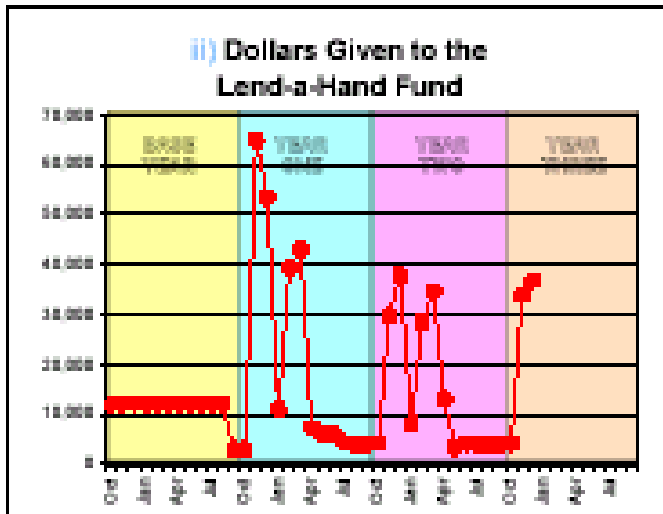
Standard: Reduction (Defined by DPU)
 DPU: Limited value, Inconclusive, Inconclusive
 Beck: Flag only
 CCS: keep track of info
 L&T: Data not attributable, Info-only

(Refer to comments for Graph ee)

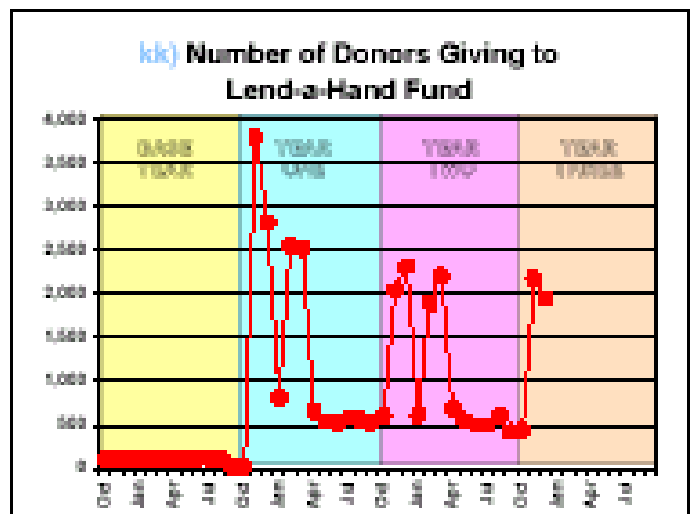


(Refer to comments for Graph ee)

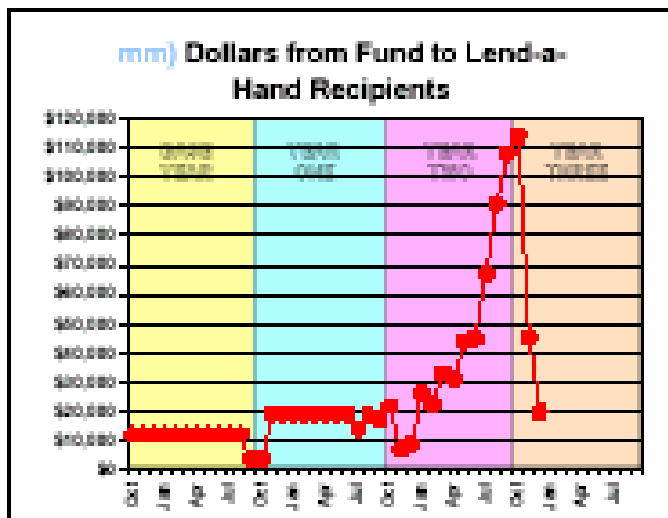
(Refer to comments for Graph ee)



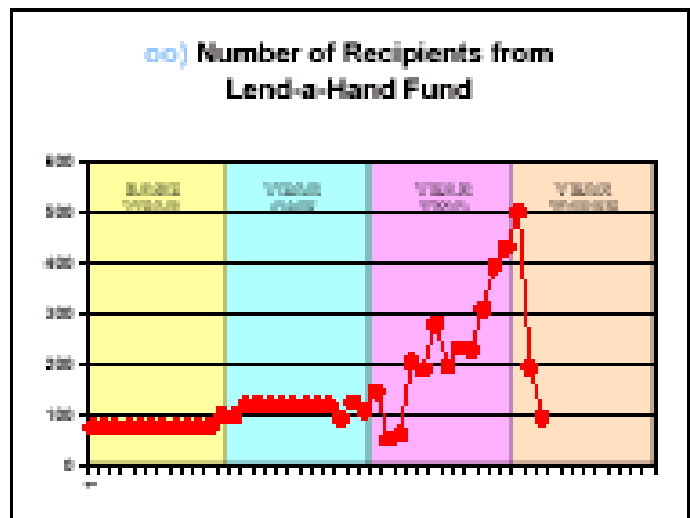
T3 into Lend-a-Hand \$, j) data is not collected separately by tariff. Info is included in ii), above.



T3 into Lend-a-Hand #, l) data is not collected separately by tariff. Info is included in kk), above.



T3 Out of Lend-a-Hand \$, nn) data is not collected separately by tariff info is included in mm), above.



T3 Out of Lend-a-Hand #, pp) data is not collected separately by tariff. Info is included in oo), above.