

New User? Register Sign In Help

Upgrade to Safer IE9

Mail My Y! Yahoo!

Search Web

- HOME
- INVESTING
- NEWS
- PERSONAL FINANCE
- MY PORTFOLIOS
- EXCLUSIVES
- FANTASY FINANCE

Get Quotes

Sat, May 12, 2012, 12:05pm EDT - US Markets are closed

Dow ↓0.27% Nasdaq ↑0.01%



\$DJI

Dow Jones Industrial Average (^DJI) - DJI

Add to Portfolio

12,820.60 ↓34.44 (0.27%) May 11

Basic Chart

Get Basic Chart(s) for: [GO]

Dow Jones Industrial Average (DJI)

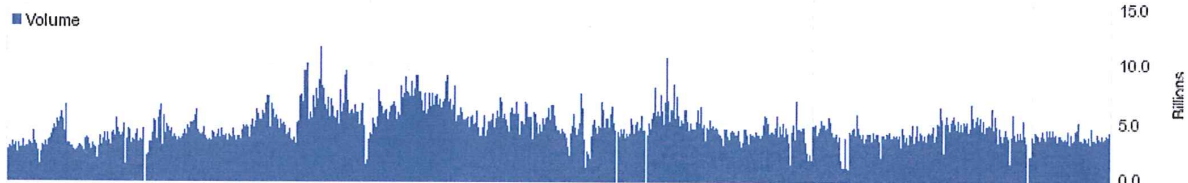
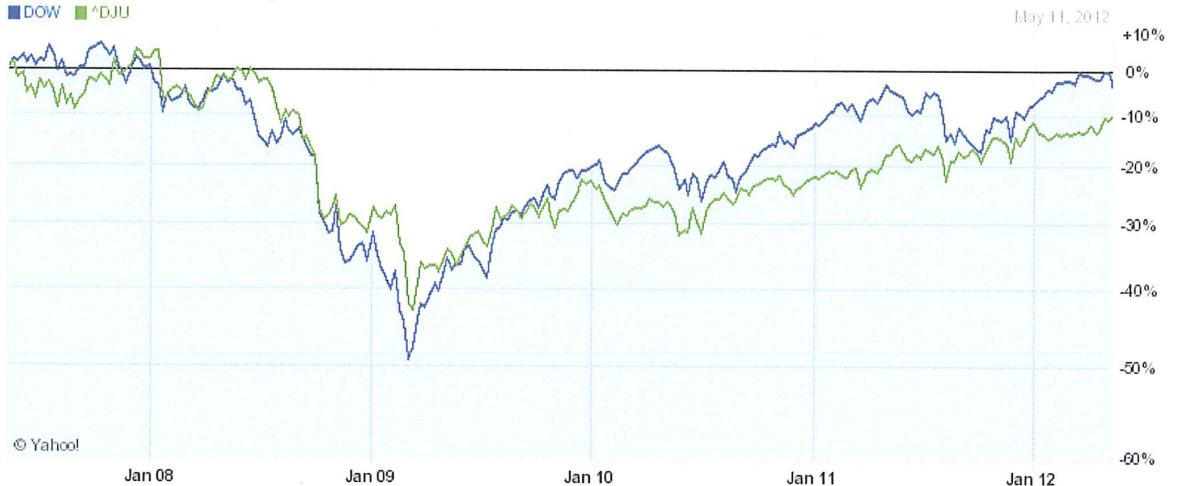
Edit

Range: 1d 5d 3m 6m 1y 2y 5y max Type: Bar | Line | Candle Scale: Linear | Log Size: M | L

Compare: ^DJI vs ^DJU S&P 500 Nasdaq Dow [Compare]

Dow Jones Industrial Average

■ DOW ■ ^DJU



Dow Jones Industrial Average (^DJI) - DJI

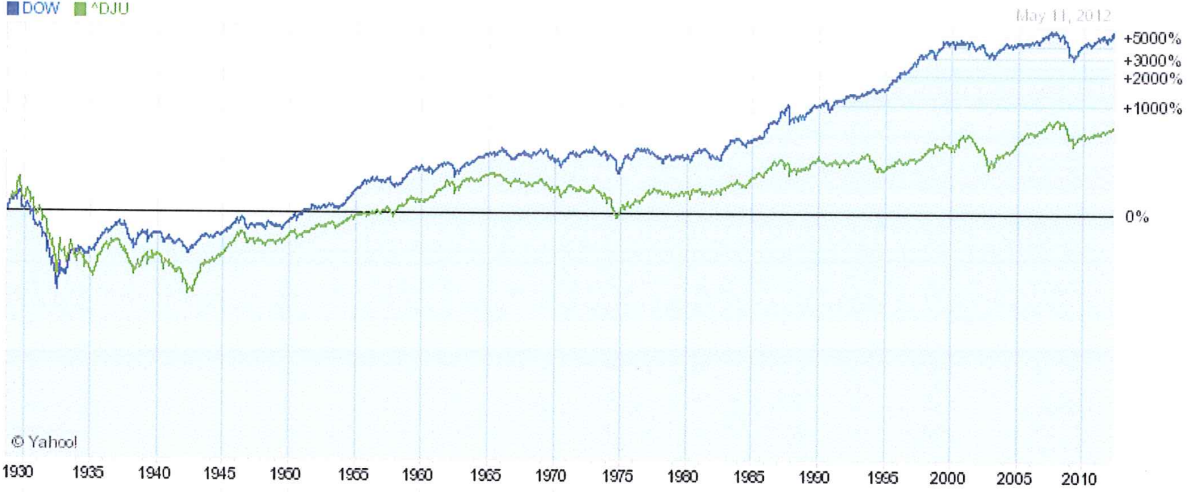
AdChoices

Prev Close:	12,855.04	Day's Range:	12,779.28 - 12,918.01
Open:	12,851.79	52wk Range:	10,362.30 - 13,359.60

Quotes delayed, except where indicated otherwise. Currency in USD.

Dow Jones Industrial Average

■ DOW ■ ^DJU



■ Volume

