







REDACTED

**Nucor Electric Service Agreement
Pricing Comparisons with Schedule 9**

| | Docket 15-035-81 | | Docket 13-035-169 | | Increase: 2015 | |
|--|--|--------|---------------------------------------|--------|-----------------|--------|
| | Ratios of Nucor Pricing to Schedule 9 | | Ratios of Nucor Pricing to Schedule 9 | | Divided By 2013 | |
| | Summer | Winter | Summer | Winter | Summer | Winter |
| Fixed Customer Charge |  | | | | 2.01% | 2.01% |
| Customer Charge (Facilities Charge) |  | | | | 2.39% | 2.39% |
| Demand Charge--Heavy (On-Peak) Load Hours |  | | | | 2.16% | 1.90% |
| Demand Charge--Light (Off-Peak) Load Hours |  | | | | | |
| Energy Charge--Heavy (On-Peak) Load Hours |  | | | | 2.02% | 1.99% |
| Energy Charge--Light (Off-Peak) Load Hours |  | | | | 1.97% | 1.97% |

Notes: Summer months are May through September, Winter months are October through April.
 On-Peak hours in Schedule 9 are defined as 1:00 pm to 9:00 pm Monday thru Friday, except holidays. In the Agreement, Heavy Load Hours are defined as 7 am to 11 pm year round. This definition is the same for Schedule 9 On-Peak hours during the winter months.
 For Docket No. 15-035-81, Schedule 9 is as of September 1, 2015
 For Docket No. 13-035-169, Schedule 9 is as of September 1, 2013
 na = not applicable