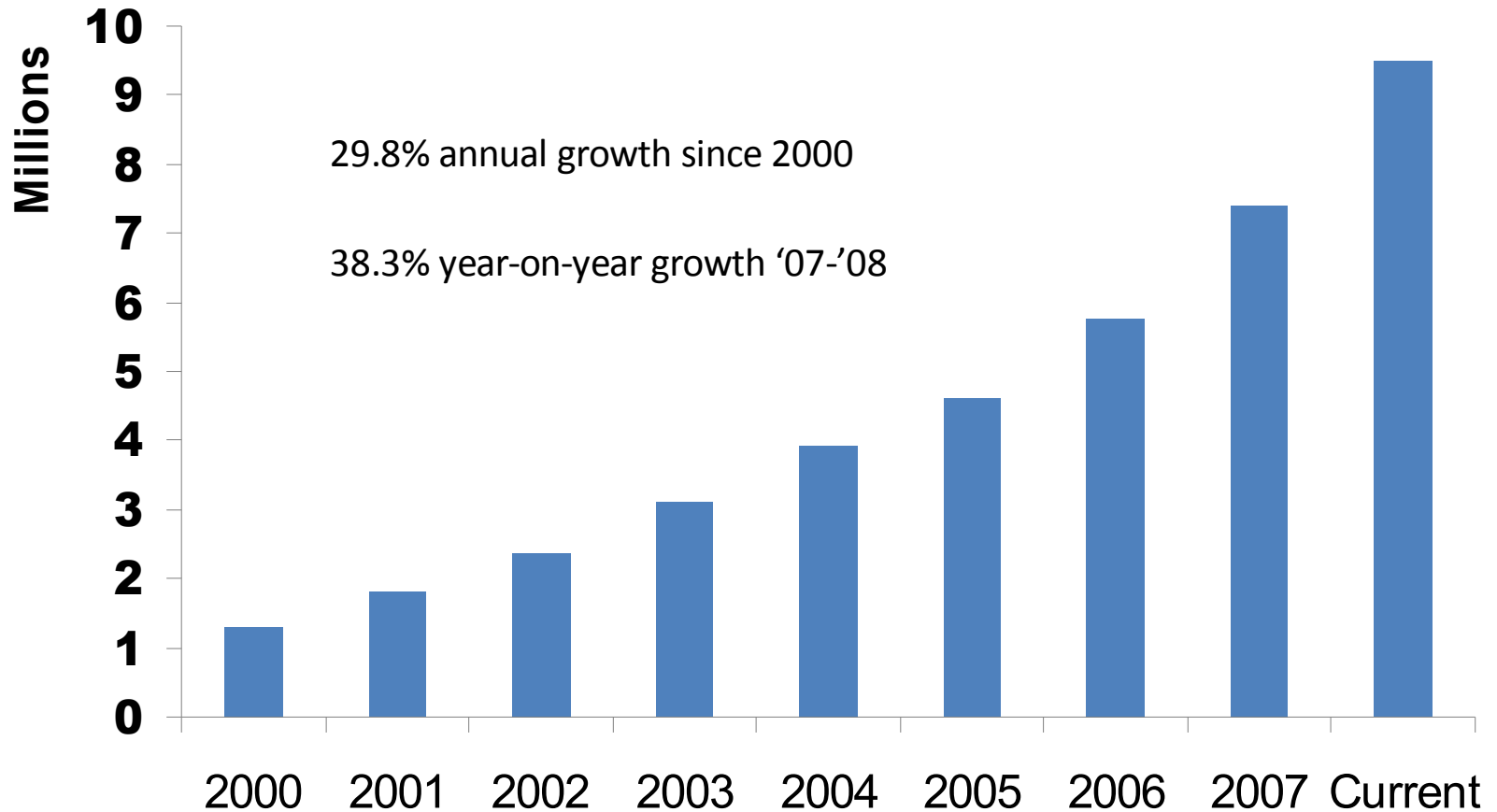
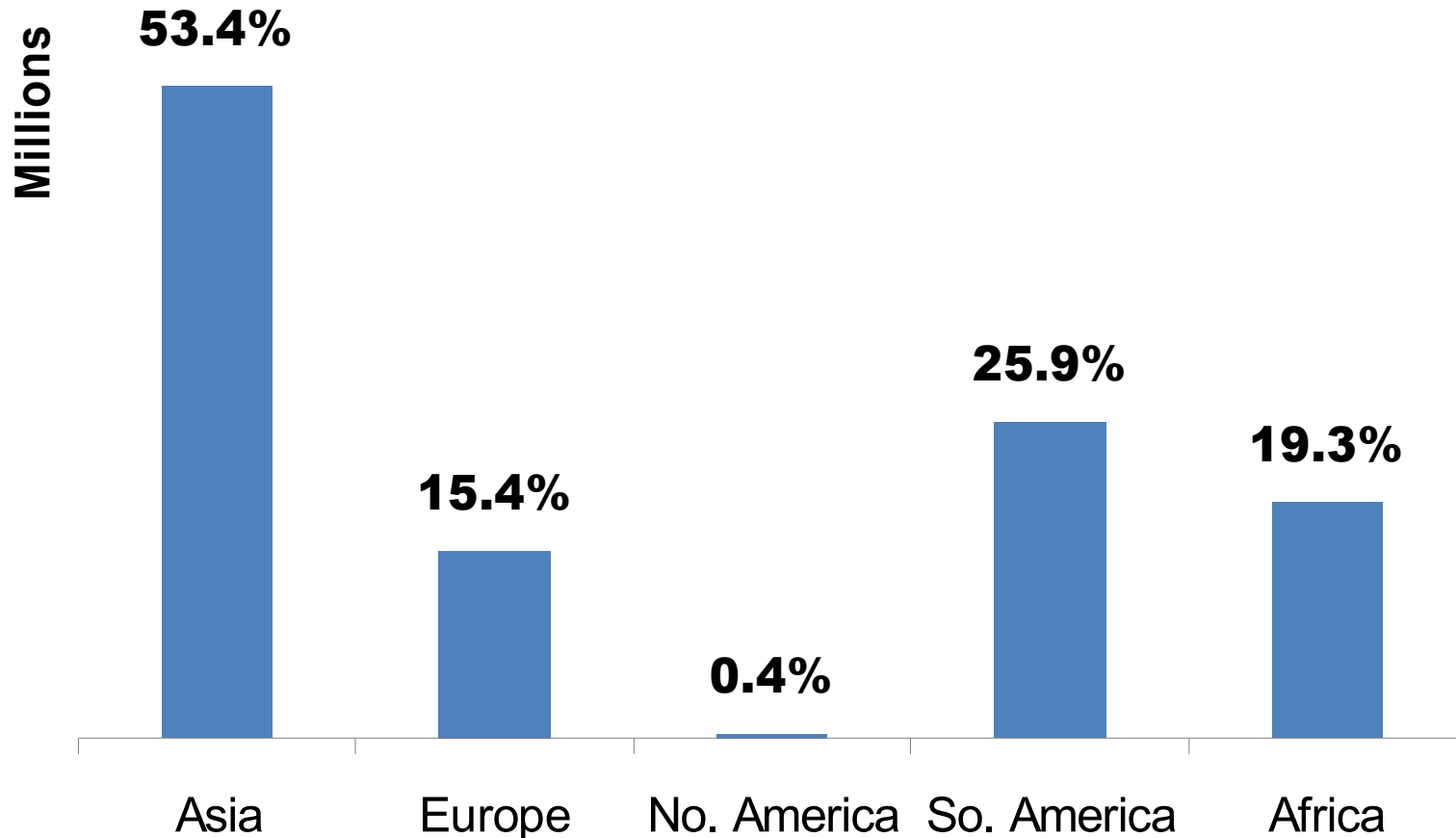


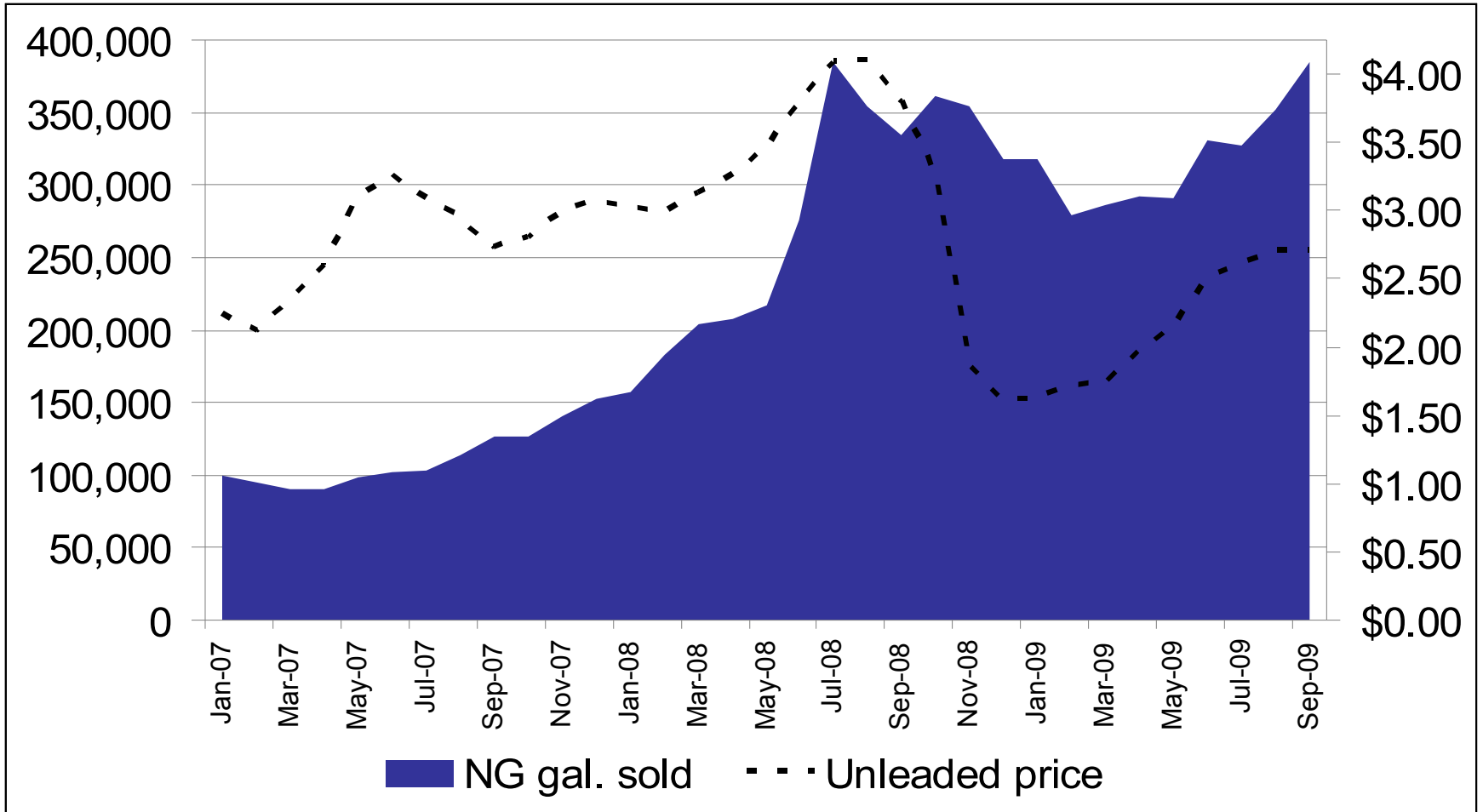
# Worldwide NGV growth



# NGV growth by region since 2000



# Utah CNG demand



# Station Installation Update

---


- Woods Cross
    - Upgrade completed mid-November
  - Orem
    - Compressor in place
    - Upgrade completed mid-November
  - Hurricane
    - Permitting complete
    - Open late December
  - Ogden
    - Opens January 2010
- Changes results in 47% increase in capacity

# NGV Rate Breakdown per

GGF



Natural Gas  
47¢



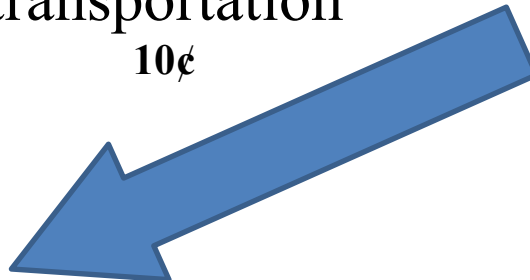
Interstate-  
transportation  
10¢



Distribution-  
system  
7¢



Compression, parts, labor &  
fees:



(Voluntary tax  
credit: 24¢)\*

\* 50¢ Federal Tax Credit, less 18¢ Federal Tax  
and 2¢ State Tax. Net 24¢.

Price at the Pump  
93¢

# Costs For 2007 & 2008

	2007 Rate Case Year End 2007	Year End 2008
1 Total NGV Cost	1,192,308 <sup>1/</sup>	2,365,116
2 Gallons Sold	1,349,267 <sup>2/</sup>	3,371,546
3 DNG Cost per Gallon	\$0.88	\$0.70
4 Current Rate <sup>3/</sup>	0.60	0.60
5 Amount Shared by All Customers	\$0.28	\$0.10
6 Total Shared Costs	\$382,748	\$342,188
7 Typical Monthly Cost/Customer	\$0.02526 <sup>4/</sup>	\$0.02130 <sup>5/</sup>

1/ Docket 07-057-13 QGC Exhibit 6.3R, Line 20 Column K

2/ Docket 07-057-13 QGC Exhibit 6.3R, Line 20 Column B

3/ QGC Tarrif Pg 2-5

4/ Firm Sales Volumes of 101,020,087 Dth in 2007

5/ Firm Sales Volumes of 107,084,317 Dth in 2008

# Questar Gas's Position Going Forward

---

- Support State of Utah's NGV Initiative
- Support Utah Clean Cities & Fulfill Grant Obligations
  - Investment in CNG infrastructure
  - Industry still in its infancy
  - Utility can help jump start market
- Gradually move to full-cost-of-service