

Integrated Resource Plan June 2013 – May 2014

June 18, 2013

IRP Meetings

- March 13, 2013
 - Winter 2013 System Performance
 - Integrity Management (Distribution and Transmission)
 - Transportation and Storage Contracts
 - Gathering Update

- March 27, 2013
 - Infrastructure Replacement Programs
 - High Pressure
 - Intermediate High Pressure
 - Vintage Large Diameter

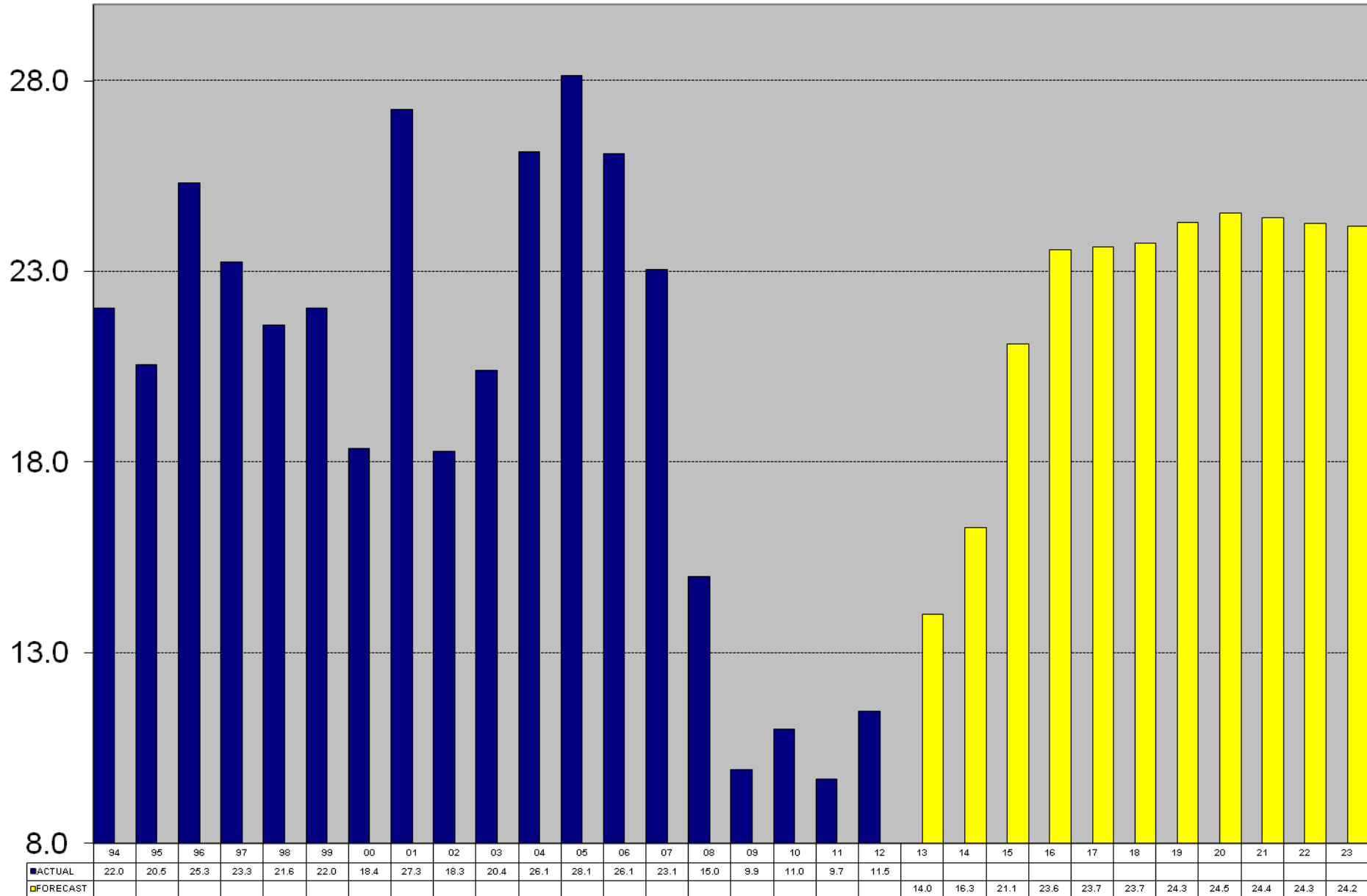
IRP Meetings

- April 30, 2013
 - Request for Proposal
 - Wexpro Update
- May 14th, 2013
 - SendOut Model
 - Cyber Security
 - Rate Class Switching

Customer and Gas Demand Forecast

SYSTEM GS YEAR-END ADDITIONS

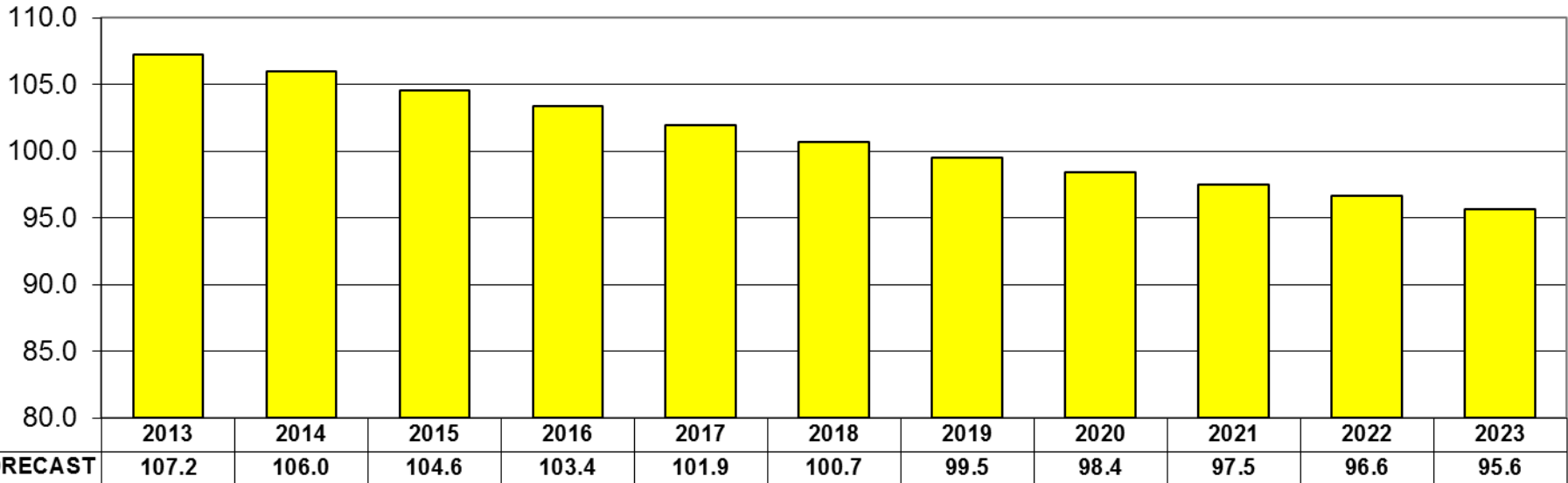
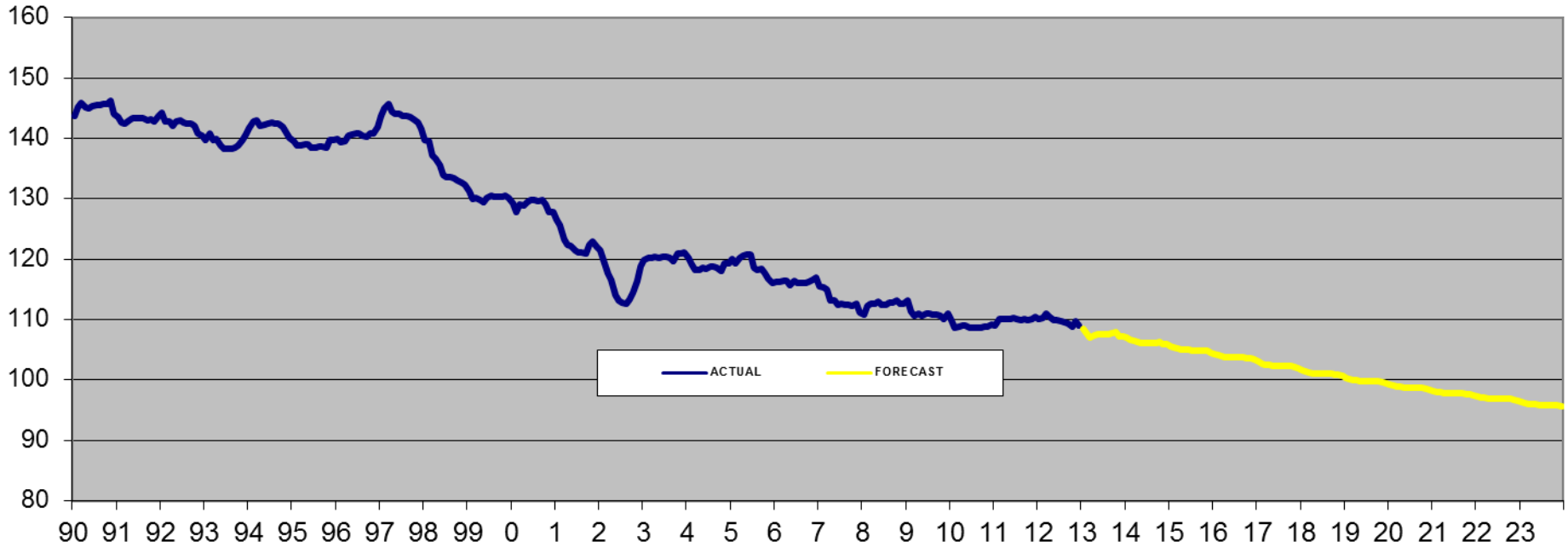
Customers (Thousands)



UTAH GS TEMP ADJ USAGE PER CUSTOMER

TWELVE MONTH MOVING TOTAL

DTH / SA



System Capabilities and Constraints

- Intermediate High Pressure (IHP) Systems
 - Current system will have adequate system pressures to meet the demands for the 2013/2014 heating season

- Supply Contracts
 - System models set up to match gas supply contracts
 - Current portfolio is adequate to meet the needs of 2013/2014 heating season/peak day

- Feeder Line System
 - Current system will have adequate system pressures to meet the demands for the 2013/2014 heating season/peak day

Major DNG Projects

- Hunter Gate Station
- Central Gate Station
- St. George Reinforcement
- FL 26 Uprate Project
- FL 34 Extension
- Feeder Line Replacement Project
- Salt Lake City Belt Main Replacement
- Utah County Belt Main Replacement

Purchased Gas

- Purchase 35 Bcf/year
- No new baseload contracts from RFP
- No need for additional price stabilization

Cost-of-Service Gas

Pass Through vs. IRP

- June 8th, 2012 – Filed 2012-2013 IRP
- August 6th, 2012 – Commission determines that IRP meets guidelines
- May 2nd, 2013 Pass Through was filed using IRP data from 2012-2013 IRP
- The 2013-2014 IRP filed May 31, 2013 will be used for the fall 2013 and spring 2014 pass through filings

Gathering, Transportation and Storage

- Renewed transportation contract 2945
- Renewed Clay Basin storage contract 997
- Ryckman Creek storage update

Energy Efficiency Programs

2013 Energy Efficiency modeling results - SENDOUT

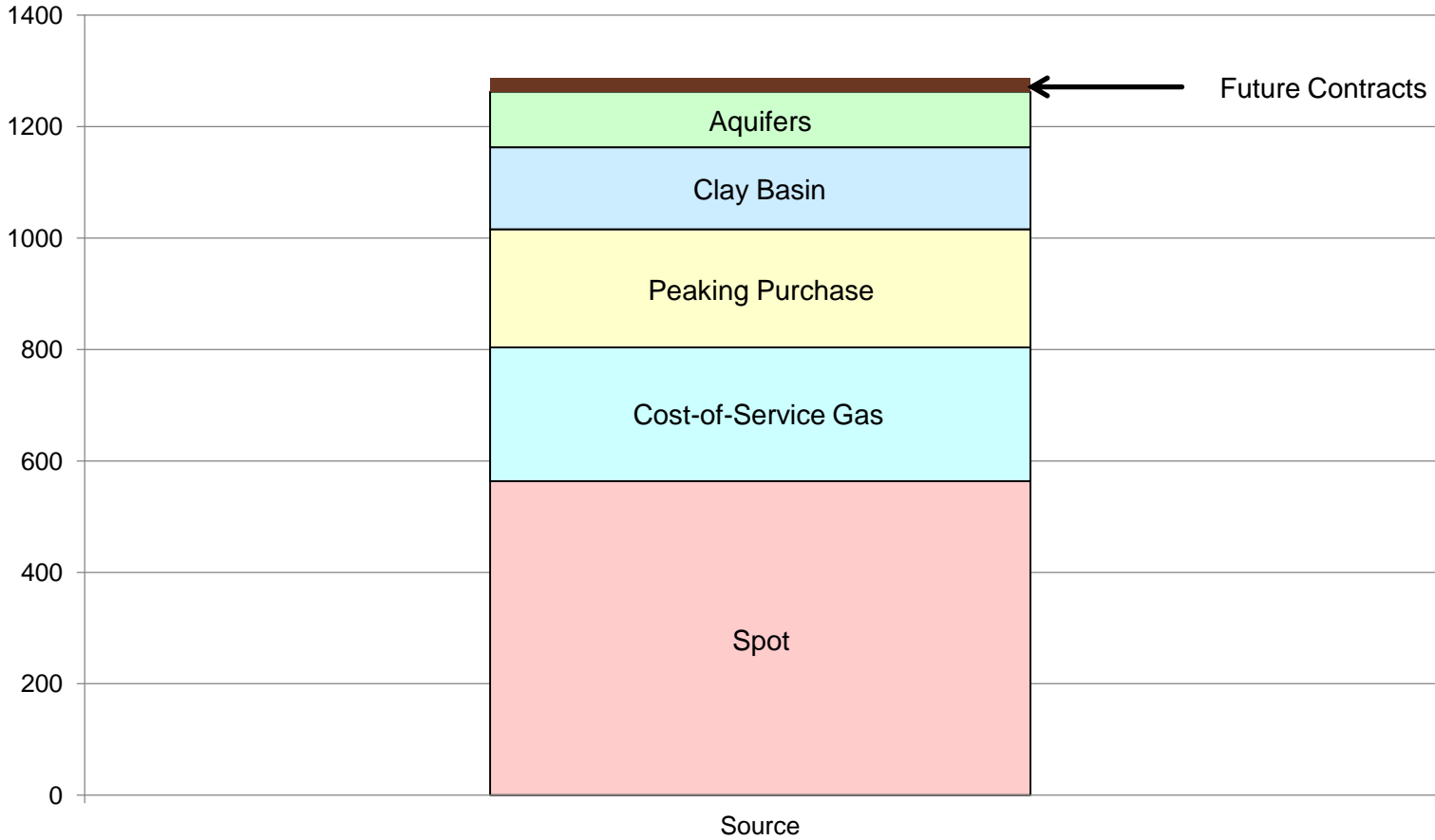
Program @ <u>100%</u> of 2013 Budget \$	% of 2013 Budget Participation			
	25%	50%	100%	150%
ThermWise® Appliance Program				
ThermWise® Builder Program				
ThermWise® Business Custom Program				
ThermWise® Business Program				
ThermWise® Home Energy Plan				
ThermWise® Weatherization Program				
<p>Accepted by SENDOUT Model as a resource = <input type="text" value=""/></p> <p>Not Accepted by SENDOUT Model as a resource = <input type="text" value=""/></p>				

2013 Energy Efficiency modeling results – ThermWise® cost-effectiveness model

ENERGY EFFICIENCY - BUDGET 2013 - FORECASTED PARTICIPANTS & COSTS - PROGRAM PORTFOLIO DESCRIPTIONS (1 Year)									
PROGRAMS	Total Resource Cost		Participant Test		Utility Cost Test		Ratepayer Impact Measure Test		Total Participants
	NPV	B/C	NPV	B/C	NPV	B/C	NPV	B/C	1 Years
ThermWise® Appliance Rebate	\$1,405,292	1.19	\$13,663,787	2.84	\$2,495,398	1.47	-\$938,535	0.89	16,908
ThermWise® Builder Rebates	-\$1,183,159	0.77	\$3,836,878	1.70	\$698,441	1.25	-\$742,096	0.82	6,491
ThermWise® Business Custom Rebates	\$554,786	1.52	\$2,494,028	5.99	\$804,786	1.98	\$102,557	1.07	50
ThermWise® Business Rebates	\$588,144	1.22	\$5,034,105	3.05	\$1,623,684	2.02	\$228,871	1.08	953
ThermWise® Weatherization Rebates	\$1,108,384	1.12	\$16,718,849	2.68	\$2,174,770	1.27	-\$2,043,186	0.84	35,592
ThermWise® Home Energy Audit	\$3,332	1.00	\$1,826,134	32.17	-\$7,070	0.99	-\$380,781	0.69	2,588
Low Income Weatherization	\$458,758	1.35	\$3,063,711	4.28	\$542,958	1.45	-\$217,263	0.89	3,382
Market Transformation	-\$1,991,813	0.00	\$0	N/A	-\$1,991,813	0.00	-\$1,991,813	0.00	0
Totals	\$943,725	1.03	\$46,637,493	2.74	\$6,341,153	1.28	-\$5,982,246	0.83	65,964

Final Modeling Results

2013 - 2014 Sources for Peak Day



Questions?