



2021 Infrastructure Tracker Annual Update

June 2021

Agenda

- Belt Line Replacement
 - 2021 Projects Update
 - Scheduling
 - 2020 Cost Variance
- High Pressure Replacement
 - 2021 Projects Update
 - Scheduling
 - 2020 Cost Variance

Belt Line 2021

- Current 2021 Projects Schedule:
 - Salt Lake County (\$3.5M)
 - BL32- 600N/700N in Salt Lake City
 - Salt Lake County (\$1M)
 - BL31-
 - Salt Lake County (\$1.6M)
 - BL29- 400 N 500 W in Salt Lake City
 - Salt Lake County (\$3.5M)
 - BL28- North Temple 2200 W to 1000 W in Salt Lake City
 - Davis County (\$200K)
 - BL41- Harrison Blvd from 7th to 9th Street



Belt Line Work 2021

Belt Line:

BL32-in Salt Lake City

Stage:

In Construction

Challenges Include:

Boring of I-215, Redwood Road and the Jordan River

Footage:

15,000 feet



Belt Line Work 2021

Belt Line:	BL31 Salt Lake City
Stage:	In Design: Ready for construction-July 2021
Footage:	3,020 feet



Belt Line Work 2021

Belt Line:	BL29 Salt Lake City
Stage:	In Construction
Challenges Include:	Railroad Directional Drill
Footage:	3,020 feet



400 West

Original Location

600 West

400 North

Belt Line Work 2021

Belt Line:	BL28-in Salt Lake City
Stage:	Pre-bid, construct summer 2021
Challenges Include:	Boring of the Jordan River and Congested Utility Corridor
Footage:	8,500 feet





7th Street

Belt Line Work 2021

Belt Line:

BL41-in Ogden City

Stage:

In Construction

Efficiency

Portion of BL41 In coordination with Ogden City reconstruction of Harrison Blvd from 7th Street to 9th Street

Footage:

1,050 feet

Harrison Blvd

9th Street

-

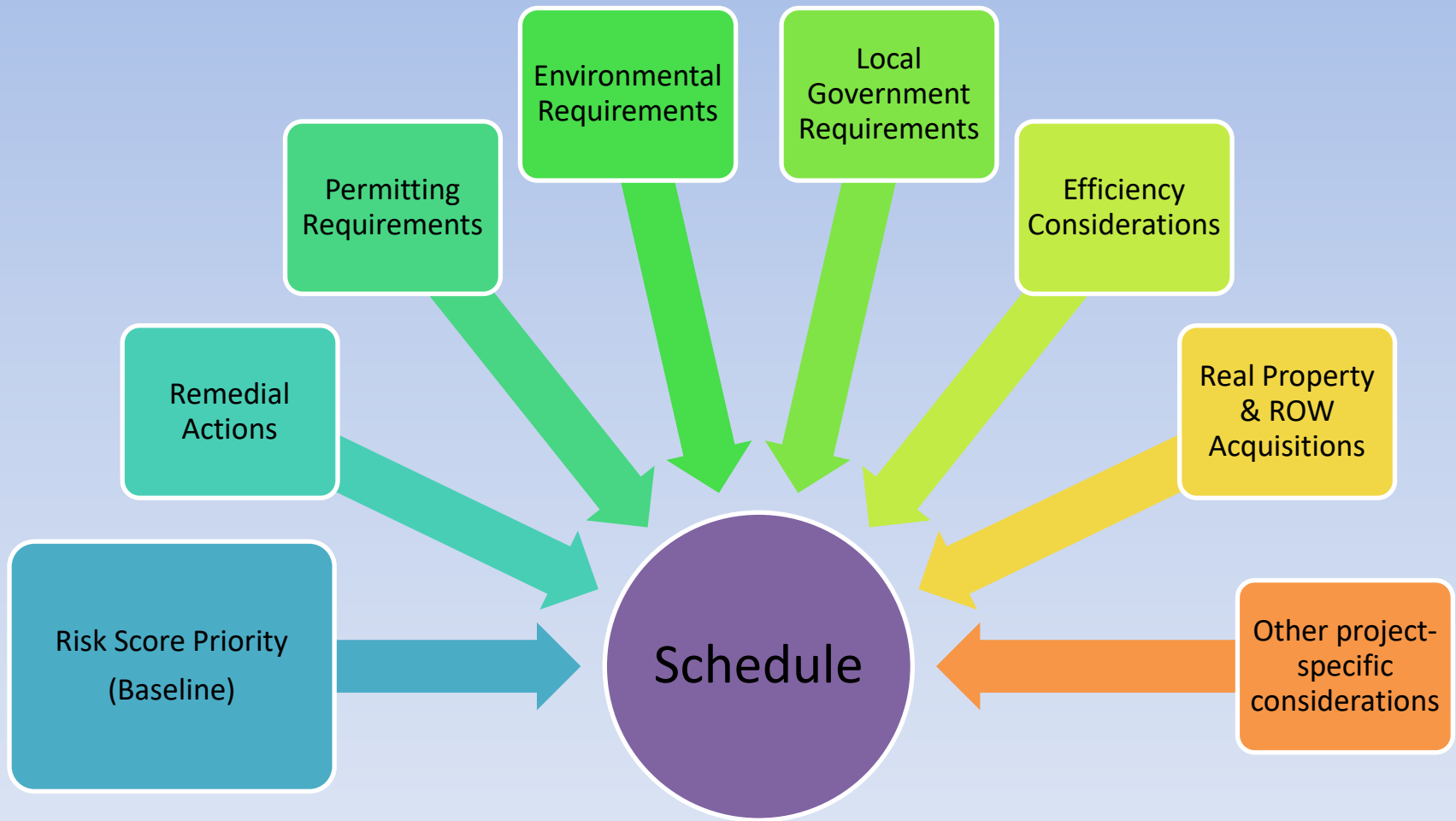
- 9

Belt Line Pipe

	Original Tracker Pipe Footage	Miles		
Salt Lake County	178,848	33.9		
Utah County	20,242	3.8		
Weber County	90,259	17.1		
Davis County	80,606	15.3		
Total	369,955	70.1		
	Retired Tracker Pipe Footage	Miles		
Salt Lake County	67,305	12.7		
Utah County	18,309	3.5		
Weber County	16,317	3.1		
Davis County	62,304	11.8		
Total	164,235	31.1		
	Remaining Tracker Pipe Footage	Miles		
Salt Lake County	111,543	21.1		
Utah County	1,933	0.4		
Weber County	73,942	14.0		
Davis County	18,302	3.5		
Total	205,720	39.0		

Scheduling Criteria

Belt Line Replacements



Scheduling per Section III of the Settlement Stipulation, Docket 13-057-05, Exhibit 5

IHP Priority Update for 2021

1,27,**28**,7,9,10,4,14,
29,8,18,26,45,12,
39,16,46,42,44,38,
6,53,**31**,13,36,37,30,
41,22,34,47,19,24,
49,23,43,11,40,48,
52,25,**32**,33

***2021 Segments**

2021 Schedule

BL32 (600N/700N, SLC)
BL31
BL28
BL29

Remedial
Actions

Permitting
Requirements

Environmental
Requirements

Local
Government
Requirements

Efficiency Consideration

**BL41 in
coordination with
City
Reconstruction
Projects**

Real Property &
ROW
Acquisitions

Other project-specific
considerations

Schedule

Project Segments

March 2020 Risk Score Priority

Segment Priority:

Partially Complete Segments

28, 27, 7, **10**, 9, **4**, 14, **29**, 18,
8, 45, 26, 12, **16**, 39, 46, 42,
44, 38, 6, 53, **31**, **13**, 36, **40**,
41, 30, **37**, **22**, 47, 19, 23, 43,
11, **49**, 48, 25, **32**, 33.

Completed segments:

1, 2, 3, 5, 15, 17, 20, 21, 34,
35, 50, 51, 52, 54

June 2021 Risk Score Priority

Segment Priority:

Partially Complete Segments


1, 27, 28, 7, 9, **10**, **4**, 14, **29**,
8, 18, 26, 45, 12, 39, **16**, 46,
42, 44, 38, 6, 53, **31**, **13**, 36,
37, 30, **41**, **22**, **34**, 47, 19, 24,
49, 23, 43, 11, **40**, 48, **52**, 25,
32, 33.

Completed segments:

2, 3, 5, 15, 17, 20, 21, 35, 50,
51, 54

- Prioritized by relative risk score

Belt Line 2020 Cost Variance

Project	Budget	Actual	Variance	Explanation
Salt Lake County	\$10,000,000	\$8,226,399	\$1,773,601	Some delays related to property negotiations and wetland watering occurred with FL23/FL22, so the funds were reallocated to FL43. Additionally, the work on FL43 necessitated that funds from the Salt Lake County IHP budget be reallocated to FL43.
Davis County	\$65,000	(\$39,127)	\$104,127	
Total	\$10,065,000	\$8,187,272	\$1,877,728	

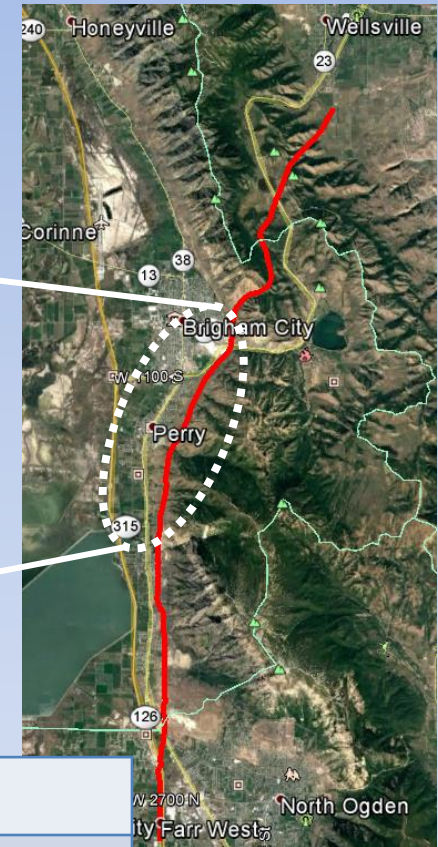
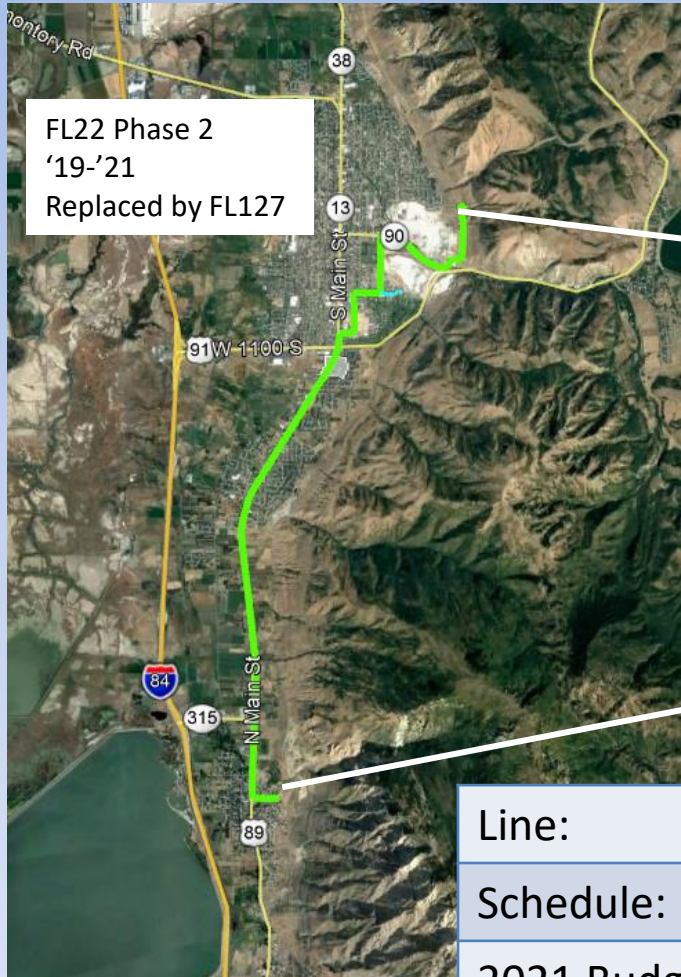
Questions?

High Pressure Replacement

- HP Replacement Program
 - 2021 Projects Update
 - Scheduling
 - 2020 Cost Variance

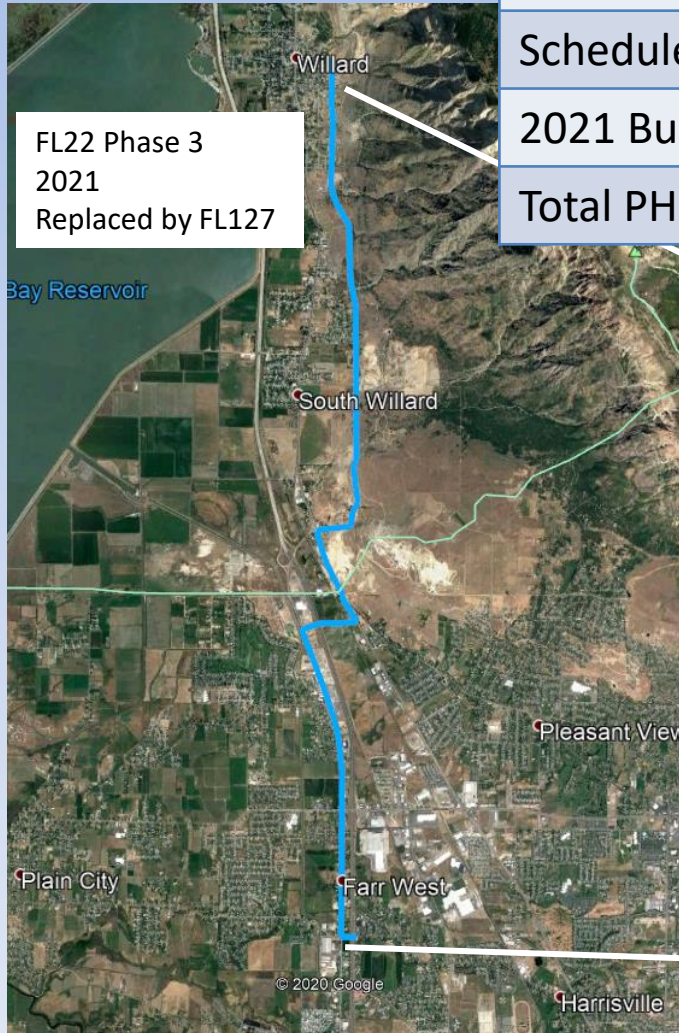


Feeder Line Replacement Update

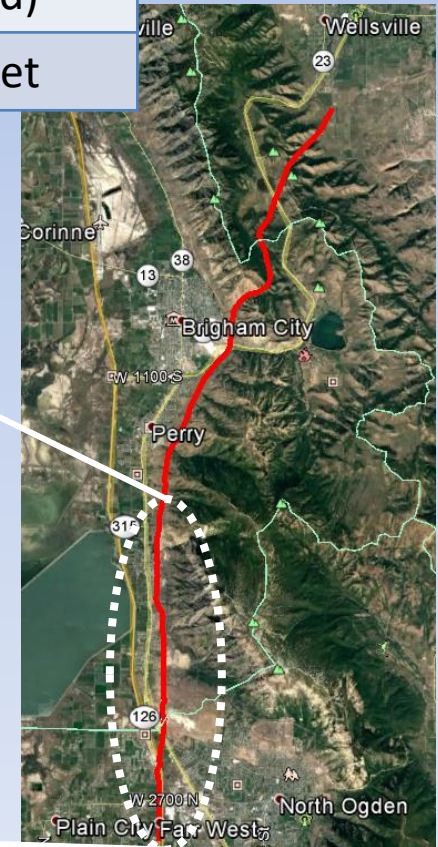


Line:	FL22 (FL127) PH2
Schedule:	2019-2021
2021 Budget:	\$8,000,000 (Shared)
Total PH2 Footage:	Approx. 55,000 feet

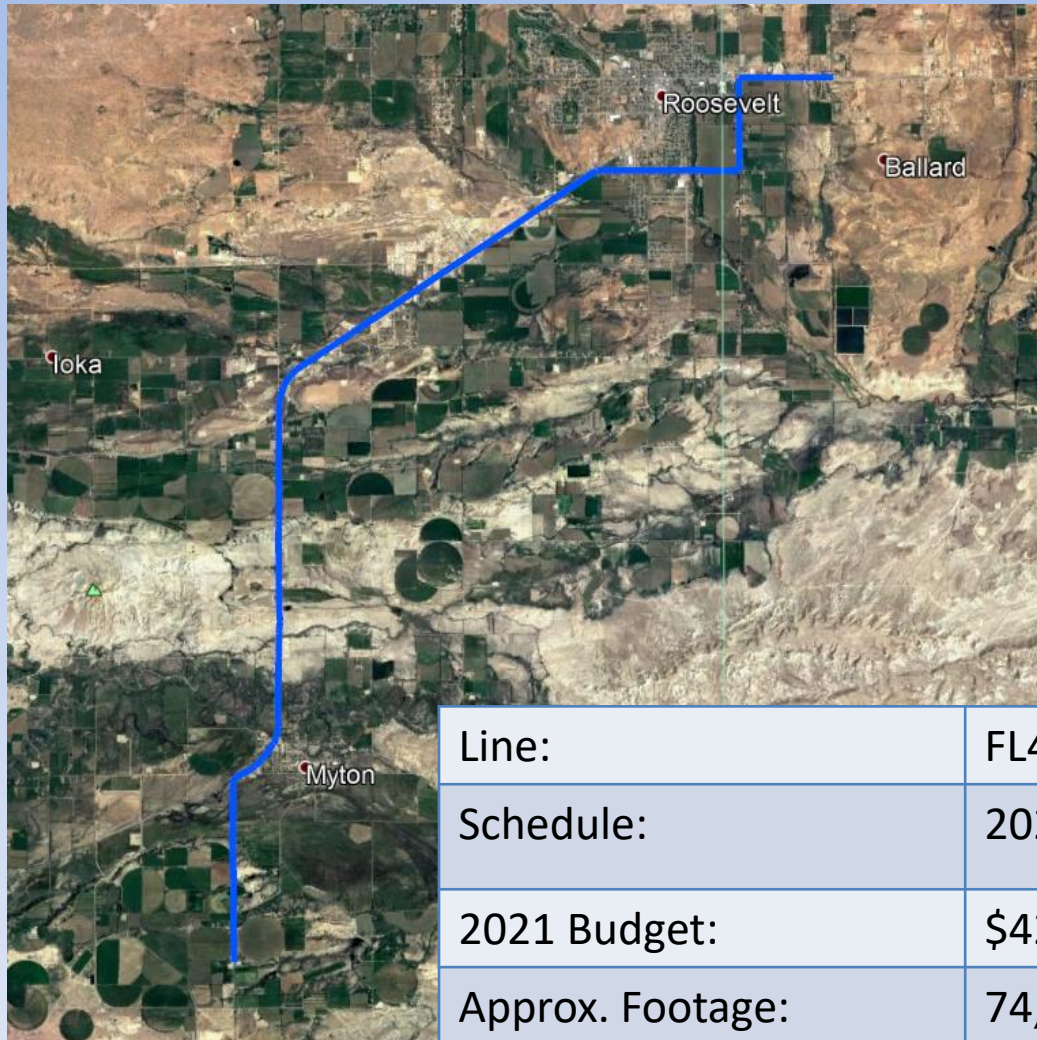
Feeder Line Replacement Update



Line:	FL22 (FL127) PH3
Schedule:	2021
2021 Budget:	\$8,000,000 (Shared)
Total PH3 Footage:	Approx. 55,000 feet



Feeder Line Replacement Update

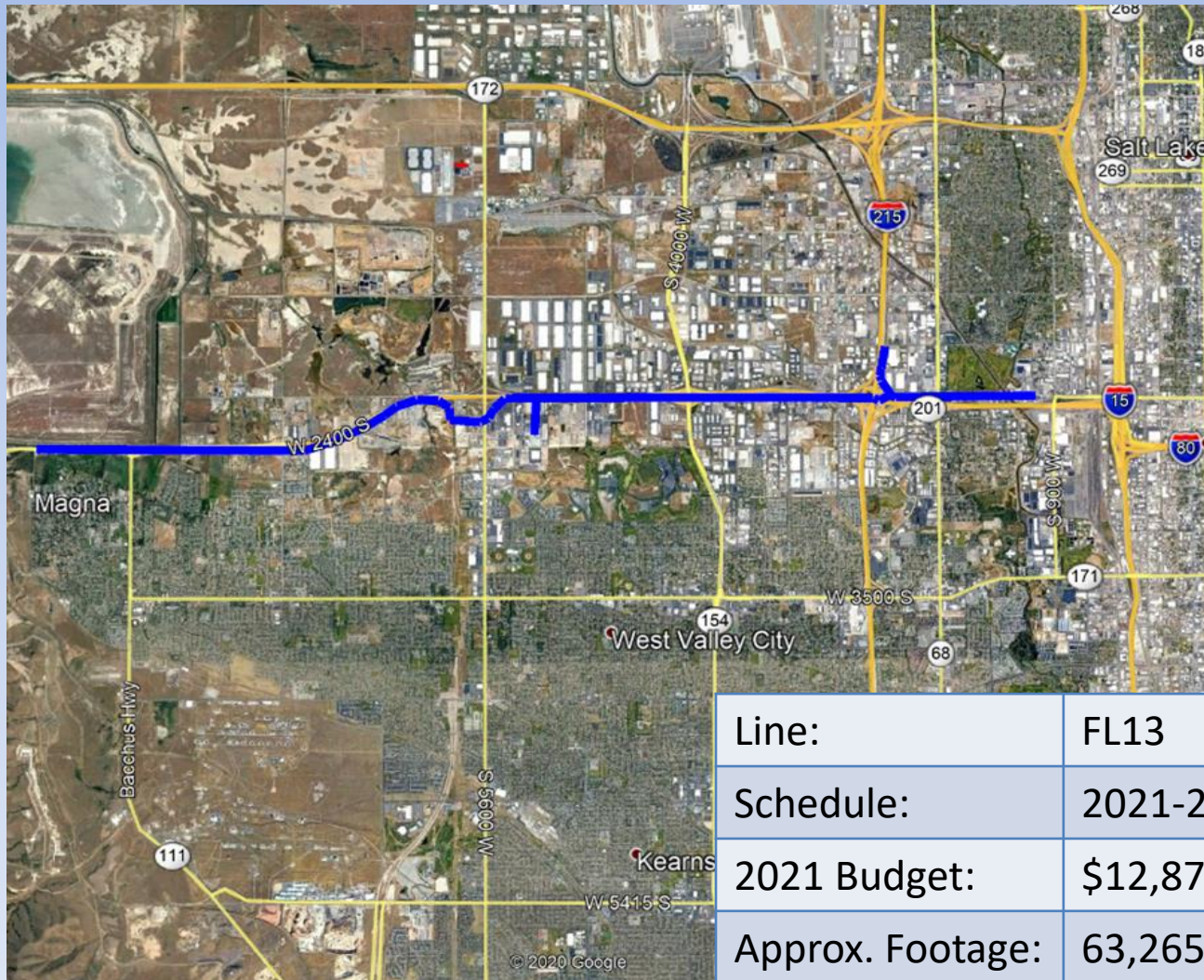


Line:	FL43
Schedule:	2020-2021
2021 Budget:	\$42,500,000 (includes 43 & 43-3)
Approx. Footage:	74,976 feet

Feeder Line Replacement Update



Feeder Line Replacement Update

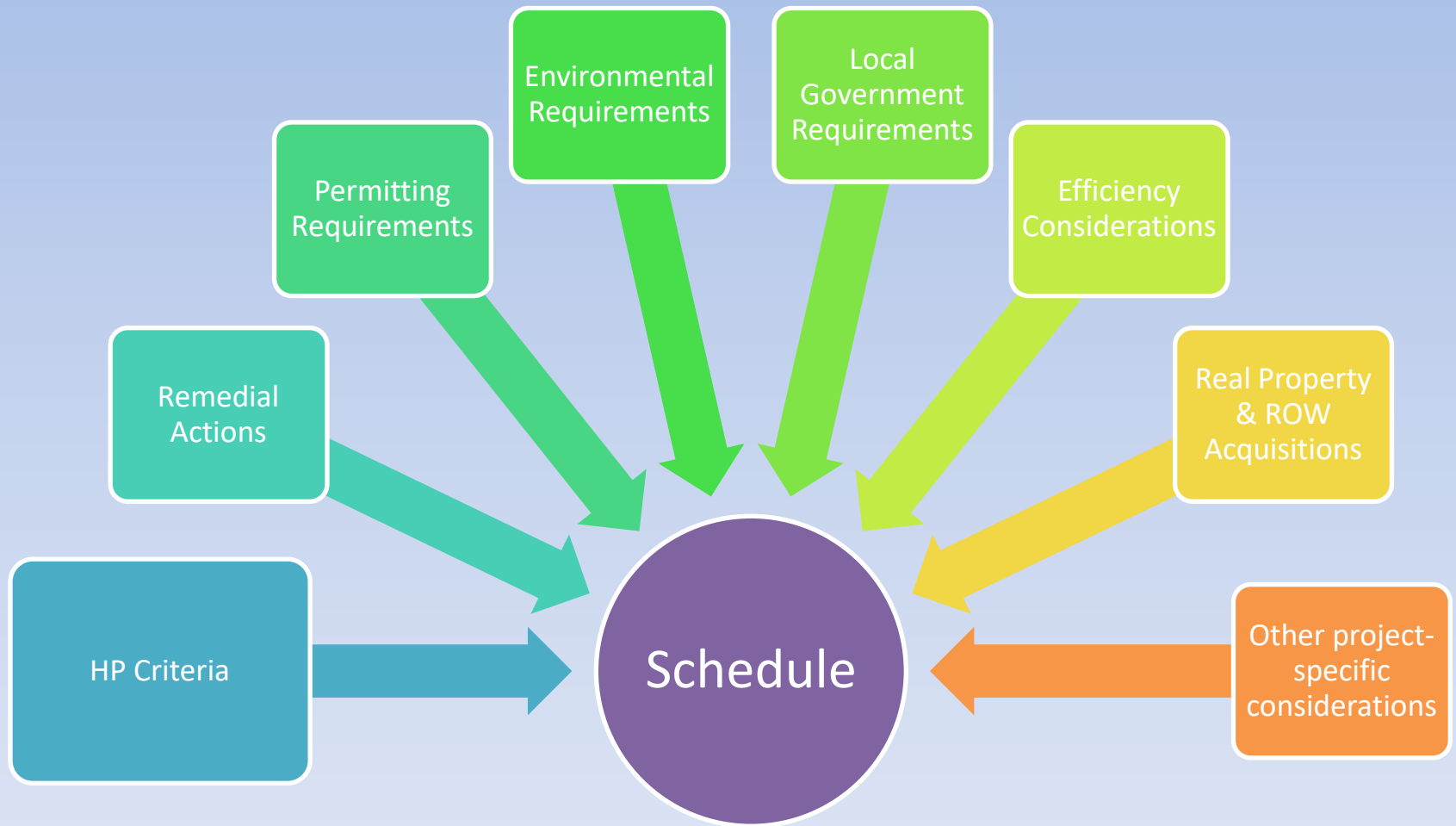


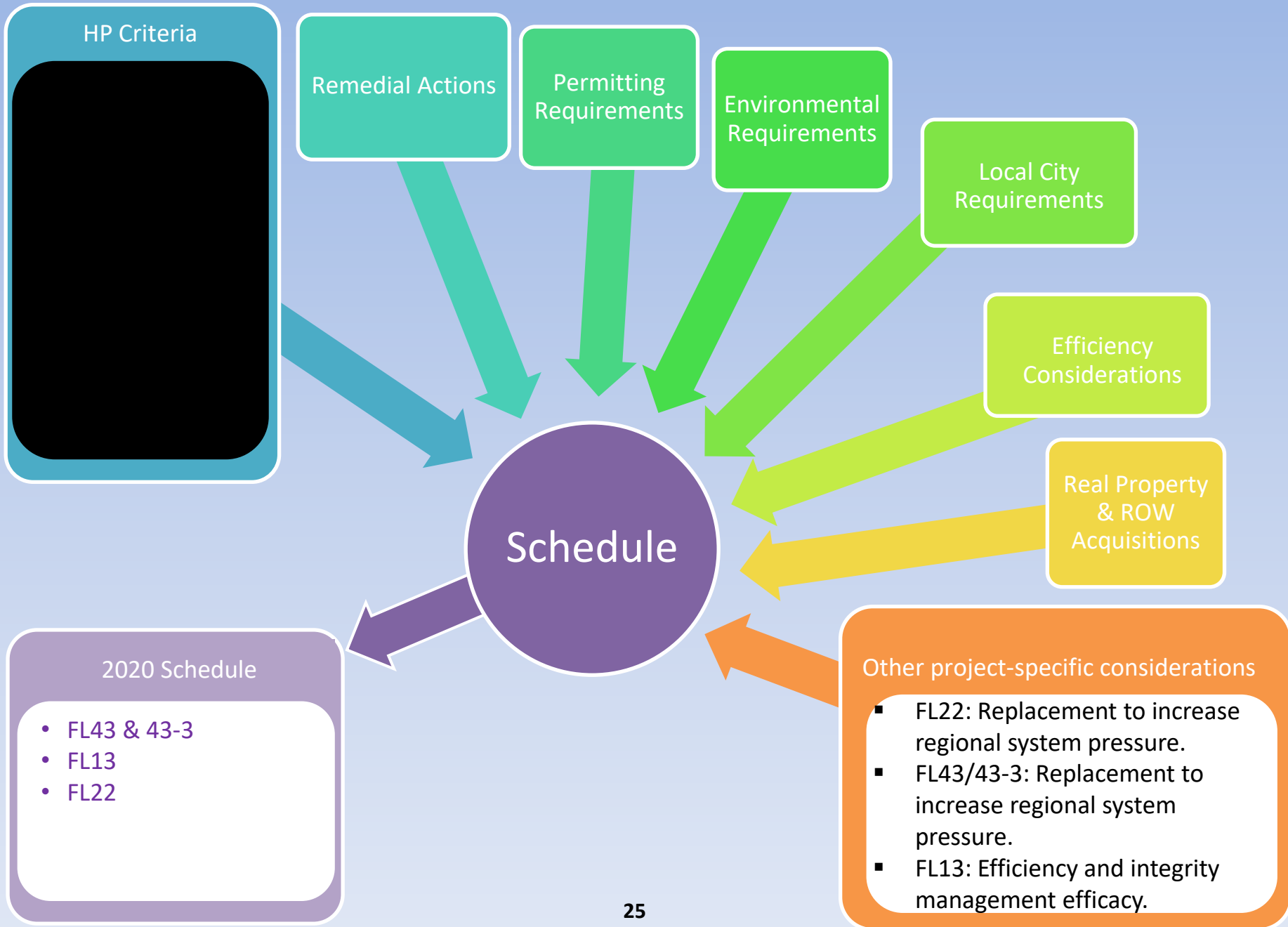
Line:	FL13
Schedule:	2021-2022
2021 Budget:	\$12,879,069
Approx. Footage:	63,265 feet

2021 Schedule

Line	Location
FL43-3	Duchesne County
FL43	Duchesne County
FL22	Box Elder
FL13	Salt Lake County

Scheduling Feeder Line Replacements





Feeder Line 2020 Cost Variance

Project	Budget	Actual	Variance	Explanation
FL23/FL22	\$53,490,000	\$49,833,817	\$3,656,183	FL23 and FL22 are one continuous line that will be replaced by FL127. Some delays related to property negotiations and wetland watering occurred with FL23/FL22, so the funds were reallocated to FL43.
FL21	\$110,000	(\$207,683)	\$317,683	
FL43	\$7,985,000	\$14,509,690	(\$6,524,690)	Some delays related to property negotiations and wetland watering occurred with FL23/FL22, so the funds were reallocated to FL43. Additionally, the work on FL43 necessitated that funds from the Salt Lake County IHP budget be reallocated to FL43.
FL47	\$0	\$157,140	(\$157,140)	The Company anticipated minimal restoration work on FL47 in 2020, a project that was placed into service in 2019. However, there was an adjacent project with different topography and landscape and the Company decided it was best to match the landscape and topography between the two projects as much as possible, which introduced additional cost for FL47 that had not been included in the original 2020 budget.
Pre-engineering	\$550,000	\$901,646	(\$351,646)	
Total	\$62,135,000	\$65,194,610	(\$3,059,610)	*2020 4Q Tracker Variance Report; January 26, 2021; Docket No. 19-057-30

Questions?