




Calculation of Revenue Requirement



**Cost of Service Allocation**



Rate Calculation



**EFFECT ON GS TYPICAL CUSTOMER  
80 DTHS - ANNUAL CONSUMPTION**

|       | (A)                      | (B)          | (C)                     | (D)  | (E)                                    | (F)           |
|-------|--------------------------|--------------|-------------------------|--|--|---------------|
|       | <b>Rate<br/>Schedule</b> | <b>Month</b> | <b>Usage<br/>In Dth</b> | <b>Billed at Current<br/>Rate Effective<br/>7/1/2021</b> | <b>Billed at<br/>Proposed<br/>Rate</b> | <b>Change</b> |
| 1     | GS                       | Jan          | 14.9                    | \$128.44   | \$129.00                               | \$0.56        |
| 2     |                          | Feb          | 12.5                    | 108.84   | 109.31                                 | 0.47          |
| 3     |                          | Mar          | 10.1                    | 89.23  | 89.62                                  | 0.39          |
| 4     |                          | Apr          | 8.3                     | 63.85  | 64.08                                  | 0.23          |
| 5     |                          | May          | 4.4                     | 37.02  | 37.14                                  | 0.12          |
| 6     |                          | Jun          | 3.1                     | 28.08  | 28.16                                  | 0.08          |
| 7     |                          | Jul          | 2.0                     | 20.51  | 20.57                                  | 0.06          |
| 8     |                          | Aug          | 1.8                     | 19.13  | 19.18                                  | 0.05          |
| 9     |                          | Sep          | 2.0                     | 20.51  | 20.57                                  | 0.06          |
| 10    |                          | Oct          | 3.1                     | 28.08  | 28.16                                  | 0.08          |
| 11    |                          | Nov          | 6.3                     | 58.20  | 58.44                                  | 0.24          |
| 12    |                          | Dec          | 11.5                    | 100.67   | 101.10                                 | 0.43          |
| <hr/> |                          |              |                         |  |  |               |
| 13    |                          | Total        | 80.0                    | \$702.56   | \$705.33                               | \$2.77        |
| 14    |                          |              |                         |  | Percent Change:                        | 0.39 %        |