

Filing Date: 6/17/2024
 Filing Entity: Union Telephone Company
 Transmittal Number: 259
 COSA (Note 1): 512297

Adjustment Due to Unfreezing Category Relationships		Drop-Down List
Initial Tariff Year of Base Period Revenue Adjustment Due to Unfreezing Category Relationships		N/A
2018, 2019, or 2023 Switched Access Revenue Requirement Based on Frozen Category Relationships (LECs that unfreeze cat. rel. only)	Input (Note 2)	
2018, 2019, or 2023 Switched Access Revenue Requirement Based on Unfrozen Category Relationships (LECs that unfreeze cat. rel. only)		
Base Period Revenue Adjustment Due to Unfreezing Category Relationships	HP-H10	

Interstate Eligible Recovery Summary			
	TY 2022-2023	TY 2023-2024	TY 2024-2025
Most Recently Filed Interstate Switched Access Revenue Requirement	Input (Note 3)	F16	F16
Base Period Revenue Adjustment Due to Unfreezing Category Relationships	H11	H11	H11
Revenue Requirement Net of Category Relationships Adjustment	F16-F17	H16-H17	J16-J17
TY Baseline Adjustment Factor (BAF)	95**11	95**12	95**13
BAF X Revenue Requirement Net of Category Relationships Adjustment	F18*F19	H18*H19	J18*J19
Total Expected Maximum Interstate Revenue	G102	J102	Q102
Interstate True-up Adjustment	Input	Input	N102
Interstate Eligible Recovery	F20-F21+F22	H20-H21+H22	J20-J21+J22

Interstate Tariff Section	USOC	Interstate Switched Access Rate Element	Unit of Demand (e.g., MOU or DS1)	TY 2022-2023 Interstate Rate and Eligible Recovery Calculations			TY 2023-2024 Interstate Rate and Eligible Recovery Calculations			TY 2024-2025 Interstate Rate and Eligible Recovery Calculations						
				7/1/2022 Rate (Note 5)	TY 2022-2023 Expected Units	TY 2022-2023 Total Expected Maximum Revenue	7/1/2023 Rate E or .001 or .0002	TY 2023-2024 Expected Units	TY 2023-2024 Total Expected Maximum Revenue	TY 2022-2023 Actual Realized Units	TY 2022-2023 Expected Units Less Actual Realized Units	TY 2022-2023 Maximum Revenue	TY 2022-2023 True-Up Revenue E*1 or 6102-M102	7/1/2024 Proposed Rate H or 001	TY 2024-2025 Expected Units	TY 2024-2025 Total Expected Maximum Revenue
Input	Input	Input (Note 2)	Input	Input	Input	E*F	E or .001 or .0002	Input	H*1	Input (Note 6)	F*X	Input (Notes 7, 8)	E*1 or 6102-M102	H or 001	Input	O*P
		END OFFICE ACCESS SERVICE														
		** ORIGINATING LOCAL SWITCHING EXCLUDING TOLL FREE BEGINNING TY 2021-2022 **														
		Local Switching	MOU	0.042622				0.042622							0.042622	
		** TOLL FREE ORIGINATING LOCAL SWITCHING BEGINNING TY 2021-2022 **														
		Local Switching														
		** ORIGINATING INFORMATION EXCLUDING TOLL FREE BEGINNING TY 2021-2022 **														
		Information surcharge	per 100 MOU	0.23832				0.238320							0.23832	
		** TOLL FREE ORIGINATING INFORMATION BEGINNING TY 2021-2022 **														
		Information surcharge														
		** TANDEM-SWITCHED TRANSPORT AND TANDEM EXCLUDING TOLL FREE BEGINNING TY 2021-2022 **														
		Tandem Switched Facility	MOU per mile	0.003993				0.003993							0.003993	
		Tandem Switched Termination	MOU per term													
		** TOLL FREE ORIGINATING JOINT TANDEM SWITCHED TRANSPORT BEGINNING TY 2021-2022 **														
		Joint Originating Tandem Switched Transport	MOU					0.001							0.001	
		** SIGNALING FOR TANDEM SWITCHING **														
		** DIRECT-TRUNKED TRANSPORT **														
		Direct Trunk Facility	DS1 per mile	0.56				0.56							0.56	
		Direct Trunk Termination	DS1 per term	3.56				3.56							3.56	
				55.97				55.97							55.97	
				178.44				178.44							178.44	
				280.05				280.05							280.05	
		** DEDICATED SIGNALING TRANSPORT **														
		** ENTRANCE FACILITIES **														
		Entrance Facility	DS1	73.02				73.02							73.02	
		Entrance Facility	VG 2 wire	195.45				195.45							195.45	
		Entrance Facility	VG 4 wire													
		** TOLL FREE DATABASE QUERY **														
		Toll Free Database Access Service Queries - Basic	Per query	0.002224				0.0002							0.000200	
		Toll Free Database Access Service Queries - Vertical Feature	Per query													
		** LINE INFORMATION DATABASE		0.00633				0.01							0.00633	
		** BILLING NAME AND ADDRESS **														

Total

REDACTED FOR PUBLIC INSPECTION

Filing Date (enter w/leading '):

6/17/2024

ARC and Imputed ARC-TUP

Holding Company:

Not A Holding Company

Filing Name:

Union Telephone Company

Summary by Study Area Tariffed ARC				
Study Area Names	Study Area	Expected Revenues for ARC	True Up Revenues for ARC	True Up Related Eligible Recovery: Expected Rev for ARC less True Up Rev for ARC
Union Telephone Company	512297			
State 2 Telephone Co.	S2StudyArea			
State 3 Telephone Co	S3StudyArea			
State 4 Telephone Co	S4StudyArea			
	Total			

Filing Date: 6/17/2024
 Holding Company Not A Holding Company
 Filing Name: Union Telephone Company

Study Area	EXCHANGES	Rate Ceiling Component Charges Calculation												Total Crmt Yr Rate Ceiling Comp. Chgs w/o ARC	Max Total Rate Ceiling Comp. Chgs Since 2012	Res / NP Previous Yr Tariffed Arc Rate	SLB / BRI Previous Yr Tariffed Arc Rate	MULTI-LINE BUSINESS			nonCentrex Previous Yr Tariffed Arc Rate	Centrex Previous Yr Tariffed Arc Rate
		RESIDENCE / NP / BRI / SLB (excluding Lifeline)																nonCentrex Tariff Period Projected Lines	Centrex Tariff Period Projected Lines	Federal SLC-MLB		
		Res / NP Tariff Period Projected Lines	SLB / BRI Tariff Period Projected Lines	Stand-alone R1 rate	Mandatory EAS	Mandatory Zone Charges			State SLC	E911	TRS	State USF	Federal SLC			nonCentrex Previous Yr Tariffed Arc Rate	Centrex Previous Yr Tariffed Arc Rate					
State	512297	Example 1		\$ -	\$ -	\$ -	\$ -	\$ -	\$ -	\$ -	\$ -	\$ -	\$ -	\$ -	\$ -	\$ -	\$ -		\$ -	\$ -	\$ -	
S1StudyArea		Example 2		\$ -	\$ -	\$ -	\$ -	\$ -	\$ -	\$ -	\$ -	\$ -	\$ -	\$ -	\$ -	\$ -	\$ -		\$ -	\$ -	\$ -	
S1StudyArea		Example 3		\$ -	\$ -	\$ -	\$ -	\$ -	\$ -	\$ -	\$ -	\$ -	\$ -	\$ -	\$ -	\$ -	\$ -		\$ -	\$ -	\$ -	
S1StudyArea		Example 4		\$ -	\$ -	\$ -	\$ -	\$ -	\$ -	\$ -	\$ -	\$ -	\$ -	\$ -	\$ -	\$ -	\$ -		\$ -	\$ -	\$ -	
S1StudyArea		Example 5		\$ -	\$ -	\$ -	\$ -	\$ -	\$ -	\$ -	\$ -	\$ -	\$ -	\$ -	\$ -	\$ -	\$ -		\$ -	\$ -	\$ -	
S1StudyArea		Example 6		\$ -	\$ -	\$ -	\$ -	\$ -	\$ -	\$ -	\$ -	\$ -	\$ -	\$ -	\$ -	\$ -	\$ -		\$ -	\$ -	\$ -	
S1StudyArea		Example 7		\$ -	\$ -	\$ -	\$ -	\$ -	\$ -	\$ -	\$ -	\$ -	\$ -	\$ -	\$ -	\$ -	\$ -		\$ -	\$ -	\$ -	
S1StudyArea		Example 8		\$ -	\$ -	\$ -	\$ -	\$ -	\$ -	\$ -	\$ -	\$ -	\$ -	\$ -	\$ -	\$ -	\$ -		\$ -	\$ -	\$ -	
S1StudyArea		Example 9		\$ -	\$ -	\$ -	\$ -	\$ -	\$ -	\$ -	\$ -	\$ -	\$ -	\$ -	\$ -	\$ -	\$ -		\$ -	\$ -	\$ -	
S1StudyArea		Example 10		\$ -	\$ -	\$ -	\$ -	\$ -	\$ -	\$ -	\$ -	\$ -	\$ -	\$ -	\$ -	\$ -	\$ -		\$ -	\$ -	\$ -	
S1StudyArea		Example 11		\$ -	\$ -	\$ -	\$ -	\$ -	\$ -	\$ -	\$ -	\$ -	\$ -	\$ -	\$ -	\$ -	\$ -		\$ -	\$ -	\$ -	
S1StudyArea		Example 12		\$ -	\$ -	\$ -	\$ -	\$ -	\$ -	\$ -	\$ -	\$ -	\$ -	\$ -	\$ -	\$ -	\$ -		\$ -	\$ -	\$ -	
State2		Example 1		\$ -	\$ -	\$ -	\$ -	\$ -	\$ -	\$ -	\$ -	\$ -	\$ -	\$ -	\$ -	\$ -	\$ -		\$ -	\$ -	\$ -	
S2StudyArea		Example 2		\$ -	\$ -	\$ -	\$ -	\$ -	\$ -	\$ -	\$ -	\$ -	\$ -	\$ -	\$ -	\$ -	\$ -		\$ -	\$ -	\$ -	

Filing Date: 6/17/2024
 Holding Company: Not A Holding Company
 Filing Name: Union Telephone Company

Study Area	EXCHANGES	Rate Ceiling Component Charges Calculation													MULTI-LINE BUSINESS														
		RESIDENCE / NP / BRI / SLB (excluding Lifeline)													Total Crnt Yr Rate Ceiling Comp. Chgs	Max Total Rate Ceiling Comp. Chgs Since 2012	Res / NP Previous Yr Tariffed	SLB / BRI Previous Yr Tariffed	nonCentrex Previous Yr Tariffed	Centrex Previous Yr Tariffed									
		Res / NP Tariff Period	SLB / BRI Tariff Period	Stand-alone	Mandatory	Mandatory		State			State	Federal									nonCentrex Tariff Period	Centrex Tariff Period	Federal						
		Projected Lines	Projected Lines	R1 rate	EAS	Zone Charges	SLC	E911	TRS	USF	SLC			w/o ARC	SLC-MLB	SLC-MLB	SLC-MLB	Arc Rate	Arc Rate	Arc Rate	Arc Rate								
State3 Label 1																													
S3StudyArea	Example 1																												
S3StudyArea	Example 2																												
S3StudyArea	Example 3																												
Label 2																													
S3StudyArea	Example 4																												
S3StudyArea	Example 5																												
S3StudyArea	Example 6																												
S3StudyArea	Example 7																												
S3StudyArea	Example 8																												
Label 3																													
S3StudyArea	Example 9																												
Union Telephone																													
512297	Hanna, WY	\$	41.68	\$	-	\$	-	\$	-	\$	0.75	\$	0.10	\$	0.96	\$	6.50	\$	49.99	\$	49.99	\$	-	\$	3.00				
512297	Saratoga, WY	\$	41.68	\$	-	\$	-	\$	-	\$	0.75	\$	0.10	\$	0.96	\$	6.50	\$	49.99	\$	49.74	\$	-	\$	3.00				
512297	Encampment, WY	\$	41.68	\$	-	\$	-	\$	-	\$	0.75	\$	0.10	\$	0.96	\$	6.50	\$	49.99	\$	49.99	\$	-	\$	3.00				
512297	Elk Mountain, WY	\$	41.68	\$	-	\$	-	\$	-	\$	0.75	\$	0.10	\$	0.96	\$	6.50	\$	49.99	\$	49.99	\$	-	\$	3.00				
512297	Shirley Basin, WY	\$	41.68	\$	-	\$	-	\$	-	\$	0.75	\$	0.10	\$	0.96	\$	6.50	\$	49.99	\$	49.99	\$	-	\$	3.00				
512297	Rock River, WY	\$	41.68	\$	-	\$	-	\$	-	\$	0.75	\$	0.10	\$	0.96	\$	6.50	\$	49.99	\$	49.99	\$	-	\$	3.00				
512297	LaBarge, WY	\$	41.68	\$	-	\$	-	\$	-	\$	0.75	\$	0.10	\$	0.96	\$	6.50	\$	49.99	\$	49.99	\$	-	\$	3.00				
512297	Mountain View, WY	\$	41.68	\$	-	\$	-	\$	-	\$	0.75	\$	0.10	\$	0.96	\$	6.50	\$	49.99	\$	49.99	\$	-	\$	3.00				
512297	Urie, WY	\$	41.68	\$	-	\$	-	\$	-	\$	0.75	\$	0.10	\$	0.96	\$	6.50	\$	49.99	\$	49.99	\$	-	\$	3.00				
512297	Lyman, WY	\$	41.68	\$	-	\$	-	\$	-	\$	0.75	\$	0.10	\$	0.96	\$	6.50	\$	49.99	\$	49.99	\$	-	\$	3.00				
512297	Manila-McKinnon, WY	\$	41.68	\$	-	\$	-	\$	-	\$	0.75	\$	0.10	\$	0.96	\$	6.50	\$	49.99	\$	49.99	\$	-	\$	3.00				
512297	Manila, UT	\$	18.00	\$	1.46	\$	-	\$	-	\$	1.48	\$	0.22	\$	0.71	\$	6.50	\$	28.37	\$	29.20	\$	0.80	\$	3.00				
512297	Dutch John, UT	\$	18.00	\$	1.46	\$	-	\$	-	\$	1.48	\$	0.22	\$	0.71	\$	6.50	\$	28.37	\$	29.20	\$	0.80	\$	3.00				
512297	Greendale, UT	\$	18.00	\$	1.46	\$	-	\$	-	\$	1.48	\$	0.22	\$	0.71	\$	6.50	\$	28.37	\$	29.20	\$	0.80	\$	3.00				
512297	Christmas Meadows, UT	\$	18.00	\$	3.00	\$	-	\$	-	\$	1.48	\$	0.22	\$	0.71	\$	6.50	\$	29.91	\$	27.02	\$	2.98	\$	3.00				
512297	Browns Park, CO	\$	30.84	\$	-	\$	-	\$	-	\$	0.70	\$	0.03	\$	0.80	\$	6.50	\$	38.87	\$	39.40	\$	-	\$	3.00				
0	0	\$	-	\$	-	\$	-	\$	-	\$	-	\$	-	\$	-	\$	-	\$	-	\$	-	\$	-	\$	-				
0	0	\$	-	\$	-	\$	-	\$	-	\$	-	\$	-	\$	-	\$	-	\$	-	\$	-	\$	-	\$	-				
0	0	\$	-	\$	-	\$	-	\$	-	\$	-	\$	-	\$	-	\$	-	\$	-	\$	-	\$	-	\$	-				
0	0	\$	-	\$	-	\$	-	\$	-	\$	-	\$	-	\$	-	\$	-	\$	-	\$	-	\$	-	\$	-				
0	0	\$	-	\$	-	\$	-	\$	-	\$	-	\$	-	\$	-	\$	-	\$	-	\$	-	\$	-	\$	-				
0	0	\$	-	\$	-	\$	-	\$	-	\$	-	\$	-	\$	-	\$	-	\$	-	\$	-	\$	-	\$	-				
0	0	\$	-	\$	-	\$	-	\$	-	\$	-	\$	-	\$	-	\$	-	\$	-	\$	-	\$	-	\$	-				
0	0	\$	-	\$	-	\$	-	\$	-	\$	-	\$	-	\$	-	\$	-	\$	-	\$	-	\$	-	\$	-				
0	0	\$	-	\$	-	\$	-	\$	-	\$	-	\$	-	\$	-	\$	-	\$	-	\$	-	\$	-	\$	-				
0	0	\$	-	\$	-	\$	-	\$	-	\$	-	\$	-	\$	-	\$	-	\$	-	\$	-	\$	-	\$	-				
0	0	\$	-	\$	-	\$	-	\$	-	\$	-	\$	-	\$	-	\$	-	\$	-	\$	-	\$	-	\$	-				

Filing Date: 6/17/2024
Holding Company: Not a Holding Company
Filing Name: Union Mortgage Company

Eligible Borrower - Current T/R Inventory
ARC Revenue Assessed Per EIT (7)(3) Not Reported Per T/R Inventory
Deduction ARC Revenue
CAP CE Support Plus ARC Repayment For CEIS Only
Impaired ARC Revenue From CEIS - Lines Per EIT (7)(3)(E), Allow EIT (7)(3)(E) Limit

Eligible Borrower - Current T/R Inventory
ARC Revenue Assessed Per EIT (7)(3) Not Reported Per T/R Inventory
Deduction ARC Revenue
CAP CE Support Plus ARC Repayment For CEIS Only

Enter in cell D6 of this worksheet the amount that is an ARC Revenue Assessed Per EIT (7)(3) Not Reported Per T/R Inventory
Enter in cell E7 of this worksheet the amount that is an ARC Revenue Assessed Per EIT (7)(3) Not Reported Per T/R Inventory
Enter in cell D9 of this worksheet the amount that is an ARC Revenue Assessed Per EIT (7)(3) Not Reported Per T/R Inventory
Enter in cell E10 of this worksheet the amount that is an ARC Revenue Assessed Per EIT (7)(3) Not Reported Per T/R Inventory

Table with 2 columns: Description and Amount. Rows include Residential Rate Ceiling, Maximum CEIS Limit, Max ARC for current year, Max ARC for current year - Max CEIS, Max ARC Reserve per year, Max CEIS, Max ARC Reserve per year - Max CEIS.

Taxes

Main data table with columns for State, Loan Type, S-E / FBO, Maximum, A-E / T/R, and various ARC Revenue and Fee categories. Includes sub-headers for 'ARC Revenue (Line 10)' and 'ARC Revenue (Line 11)'. Rows include State Examples 1-11 and State Totals.

Enter the amount that is an ARC Revenue Assessed Per EIT (7)(3) Not Reported Per T/R Inventory

Enter the amount that is an ARC Revenue Assessed Per EIT (7)(3) Not Reported Per T/R Inventory

Enter the amount that is an ARC Revenue Assessed Per EIT (7)(3) Not Reported Per T/R Inventory

Use the formulas in columns AE, AH, and AM. Select to determine the appropriate rate for residential, S-E, or A-E CEIS fees. If feasible, otherwise, input impaired rates in column AE for unaffiliated CEIS. Do not include the development of these items in the Disclosure

Filing Date: 6/17/2024
Holding Company: Not A Holding Company
Filing Name: Union Telephone Company

No Input Required on this Form

ARC-CAF-1

Table with columns: Study Area, EXCHANGES, Rate Ceiling Component Charges Calculation (RESIDENCE / NP / BRI / SLB), Total Crnt Yr Rate Ceiling, Maximum Rate Ceiling, MULTI-LINE BUSINESS, RESIDENCE / NP (excluding Lifeline), SLB / BRI, MULTI-LINE BUSINESS. Rows include labels 1-3, S3StudyArea examples, and various utility service areas like Hanna, WY, Saratoga, WY, etc.

Filing Date: 6/17/2024
 Holding Company: Not A Holding Company
 Filing Name: Union Telephone Company

No Input Required on this Form

ARC-CAF-1

Study Area	EXCHANGES	Rate Ceiling Component Charges Calculation															MULTI-LINE BUSINESS			RESIDENCE / NP (excluding Lifeline)				SLB / BRI		MULTI-LINE BUSINESS	
		Res / NP		SLB / BRI		RESIDENCE / NP / BRI / SLB (excluding Lifeline)							Total Crnt Yr	Max Total	Maximum	Res / NP		SLB / BRI		MAX Curr Yr		MAX Curr Yr					
		Tariff Period	Tariff Period	Stand-alone	Mandatory	Zone	State	State	Federal	Comp. Chgs	Comp. Chgs	Comp. Chgs	Comp. Chgs	Comp. Chgs	Comp. Chgs	Priv Yrs	Priv Yrs	Tariff Period	Federal	Priv Yrs	Res / NP	MAX Curr Yr	SLB / BRI	MAX Curr Yr	MLB	MAX Curr Yr	
		Projected Lines	Projected Lines	R1 rate	EAS	Charges	SLC	F011	IRS	USE	SLC	w/o ARC	Since 2012	to date	Max Rate	Max Rate	Projected Lines	SLC-MLB	Max Rate	ARC Rate	ARC Rev	ARC Rate	ARC Rev	ARC Rate	ARC Rev		
	State4																										
S4StudyArea	Exchange 1			\$ -	\$ -	\$ -	\$ -	\$ -	\$ -	\$ -	\$ -	\$ -	\$ -	\$ -	\$ -	\$ -		\$ -	\$ -	\$ -	\$ 0.50		\$ 0.50		\$ 1.00		
S4StudyArea	Exchange 2			\$ -	\$ -	\$ -	\$ -	\$ -	\$ -	\$ -	\$ -	\$ -	\$ -	\$ -	\$ -	\$ -		\$ -	\$ -	\$ -	\$ 0.50		\$ 0.50		\$ 1.00		
S4StudyArea	Exchange 3			\$ -	\$ -	\$ -	\$ -	\$ -	\$ -	\$ -	\$ -	\$ -	\$ -	\$ -	\$ -	\$ -		\$ -	\$ -	\$ -	\$ 0.50		\$ 0.50		\$ 1.00		

Filing Date:	6/17/2024
Filing Entity:	Union Telephone Company
Transmittal Number:	259
COSA:	512297

TY 2024-2025 Intrastate Toll Free Originating End Office Access Service and Database Query Change Calculations					
Intrastate Tariff Section	USOC	Toll Free Usage-Based Originating End Office Access Service and Database Query Rate Elements	Unit of Demand (e.g., MOU)	7/1/2023 Intrastate Toll Free Rate	7/1/2024 Proposed Intrastate Toll Free Rate
Input	Input	Input (Note 1)	Input	Input (Note 1)	E or .0002
		** TOLL FREE ORIGINATING END OFFICE ACCESS SERVICE **			
		<u>Originating Carrier Common Line</u>			
		Carrier Common Line - Originating	MOU	0.000000	
		<u>Originating Local Switching</u>			
		Local Switching Originating	MOU	----	----

		<u>Originating Other (e.g., information surcharge, Transport or Residual Interconnection Charges)</u>			
		Information Surcharge		----	----
		Residual Interconnection Charge		----	----

		** TOLL FREE DATABASE QUERY **			
		Toll Free Database Access Service Queries - Basic	per query	0.0002	0.000200
		Toll Free Database Access Service Queries - Vertical Feature	per query	0.0002	0.000200


Total

Certification of Officer for Rate-of-Return Carrier Not Seeking Duplicative Recovery

I certify that I am an officer of the reporting carrier and that, to the best of my knowledge, the reporting carrier is not seeking duplicative recovery in the state jurisdiction for any Eligible Recovery subject to the recovery mechanism as per §51.917(d)(vii).

Name of Reporting Carrier **Union Telephone Company**

Signature of Authorized Officer



Date **May 6, 2024**

Printed name of Authorized Officer **Brian Woody**

Title or position of Authorized Officer **CCRO**

Telephone number of Authorized Officer. **(307) 782-6131 ext. _ _ _ _**

Study Area Code of Reporting Carrier

512297

Filing Due Date for this form
(mm/dd/yyyy)

06/17/2024


Persons willfully making false statements on this form can be punished by fine or forfeiture under the Communications Act of 1934, 47 U.S.C. §§ 502, 503(b), or fine or imprisonment under Title 18 of the United States Code, 18 U.S.C. § 1001.

Certification of Officer for Rate-of-Return Carrier Eligibility for CAF/ICC Recovery

I certify that I am an officer of the reporting carrier and that, to the best of my knowledge, the reporting carrier on this form certifies that it has complied with Eligible Recovery §51.917(d) and Access Recovery Charge §51.917(e) and is eligible to receive the CAF ICC support requested pursuant to §51.917(f).

Name of Reporting Carrier **Union Telephone Company**

Signature of Authorized Officer



Date **May 6, 2024**

Printed name of Authorized Officer

Brian Woody

Title or position of Authorized Officer

CCRO

Telephone number of Authorized Officer.

(307) 782-6131 ext. _____

Study Area Code of Reporting Carrier

512297

Filing Due Date for this form
(mm/dd/yyyy)

06/17/2024


Persons willfully making false statements on this form can be punished by fine or forfeiture under the Communications Act of 1934, 47 U.S.C. §§ 502, 503(b), or fine or imprisonment under Title 18 of the United States Code, 18 U.S.C. § 1001.

Certification of Officer as to the Accuracy of the CAF ICC Data Reported

I certify that I am an officer of the reporting carrier; my responsibilities include ensuring the accuracy of the actual data reported; and, to the best of my knowledge, the information reported on this form is accurate.

Name of Reporting Carrier **Union Telephone Company**

Signature of Authorized Officer



Date **May 6, 2024**

Printed name of Authorized Officer **Brian Woody**

Title or position of Authorized Officer **CCRO**

Telephone number of Authorized Officer.

(307) 782-6131 ext. _ _ _ _

Study Area Code of Reporting Carrier

512297

Filing Due Date for this form
(mm/dd/yyyy)

06/17/2024

Persons willfully making false statements on this form can be punished by fine or forfeiture under the Communications Act of 1934, 47 U.S.C. §§ 502, 503(b), or fine or imprisonment under Title 18 of the United States Code, 18 U.S.C. § 1001.


**Certification of Officer
to Authorize an Agent to File Data on Behalf of Reporting Carrier**

I certify that (Name of Agent) John Staurulakis, Inc. (JSI) is authorized to submit information reported on behalf of the reporting carrier. I also certify that I am an officer of the reporting carrier; my responsibilities include ensuring the accuracy of the data provided to the Authorized Agent; and, to the best of my knowledge, the actual data provided to the Authorized Agent are accurate.

Name of Authorized Agent John Staurulakis, Inc. (JSI)

Name of Reporting Carrier **Union Telephone Company**

Signature of Authorized Officer



Date **May 6, 2024**

Printed name of Authorized Officer Brian Woody

Title or position of Authorized Officer CCRO

Telephone number of Authorized Officer. (307) 782-6131 ext. _ _ _ _

Study Area Code of Reporting Carrier

512297

Filing Due Date for this form
(mm/dd/yyyy)

06/17/2024

Persons willfully making false statements on this form can be punished by fine or forfeiture under the Communications Act of 1934, 47 U.S.C. §§ 502, 503(b), or fine or imprisonment under Title 18 of the United States Code, 18 U.S.C. § 1001.