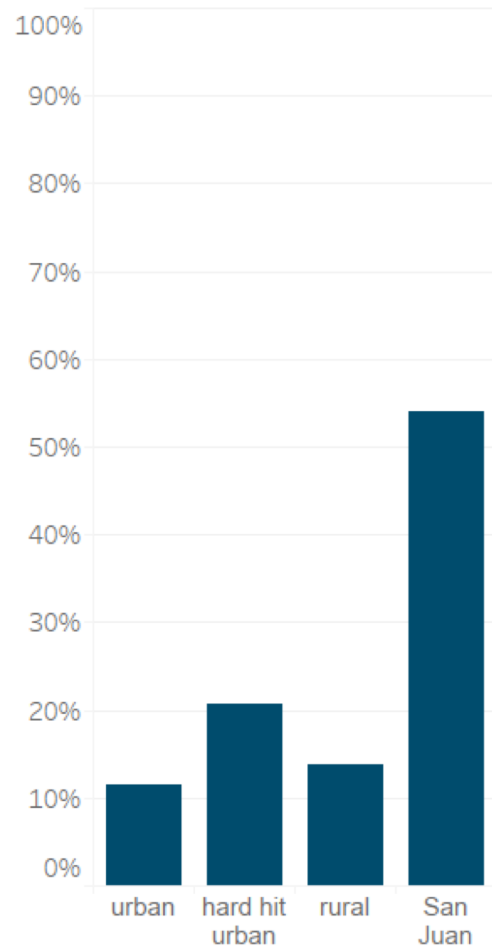


10.8%

Statewide without broadband internet

Percentage of households without broadband internet

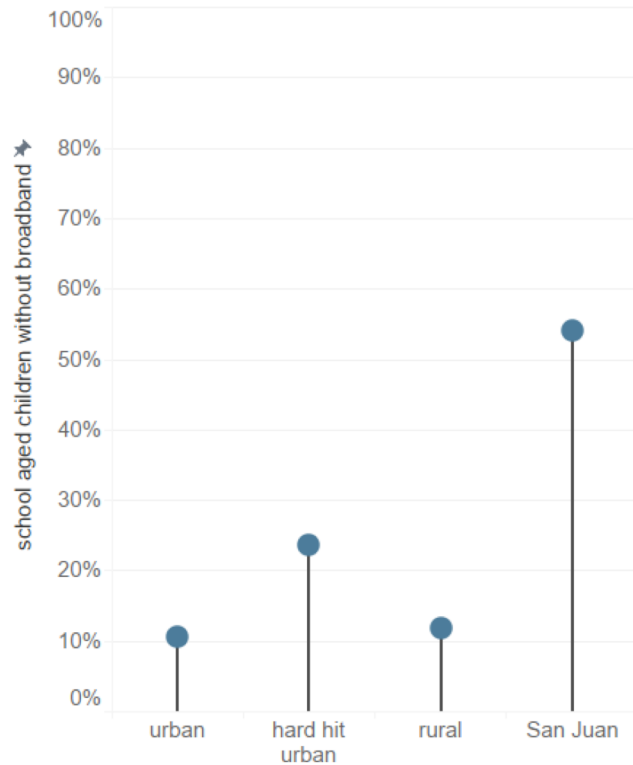


- Hard hit urban counties had 8% more households without broadband internet compared to urban counties overall.
- Rural counties had 2% more households without broadband relative to urban households.
- Nearly half of San Juan's population does not have broadband (47%)
- Majority of Native American residents in San Juan county do not have broadband internet (78%).

7.9%

children statewide without broadband

Children without broadband

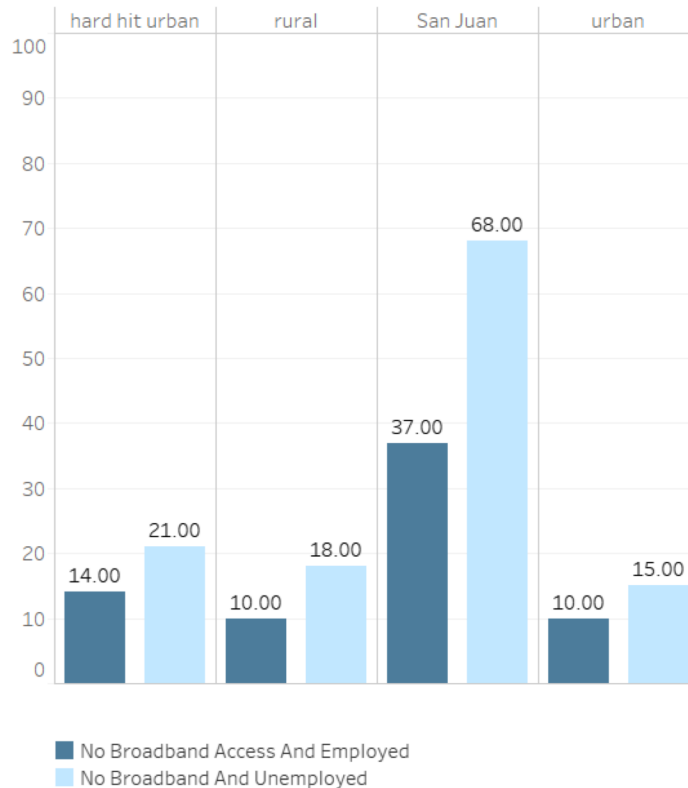


- Hard hit urban areas had 10% more children without broadband compared to urban areas overall.
- Rural and urban areas had similar rates of broadband access
- San Juan county had 32% more children without access compared to the rural cohort.

15.8%

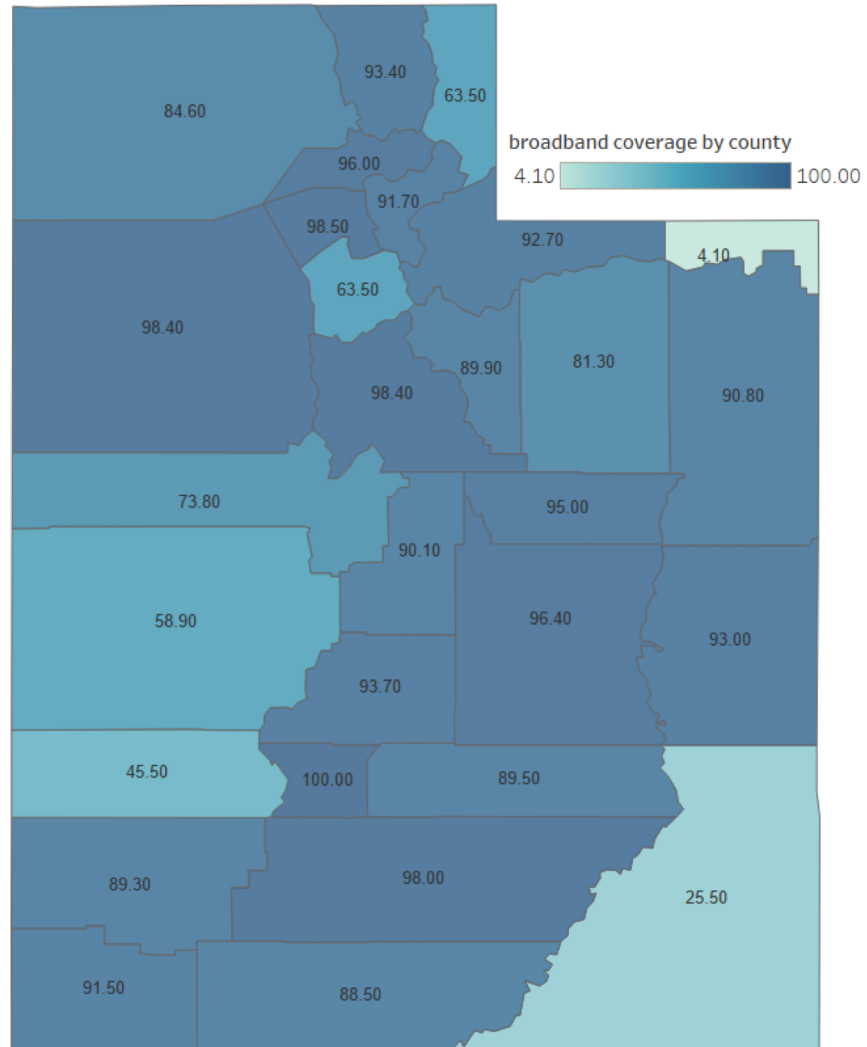
Statewide unemployed without broadband

without broadband access by employment status



- All geographies had a larger number of unemployed without broadband compared to employed
- Largest disparity being in San Juan county.
- 10% of rural and urban employed population does not have broadband compared to 14% for hard hit urban areas

Broadband coverage by county



Definitions

- **Urban:** Salt Lake, Weber, Davis and Utah Counties
- **Rural:** all non-urban counties combined
- **San Juan:** heavily affected by the pandemic
- **Hard hit urban:** neighborhoods heavily affected by the pandemic namely: Rose park, Fairpark, Poplar and Glendale
- **Children:** Households with children younger than 18 years
- **Unemployed/employed:** Portion of labor force participants that are either employed or unemployed (civilian population 16 years and up)

Sources

U.S. **Census Bureau** (2018). Types of internet subscription. Retrieved from [<https://data.census.gov/cedsci/table>]

Cooper, T. (2020, February 06). Internet access in Utah: stats & figures. Retrieved from <https://broadbandnow.com/Utah>